




# Wiring Accessories

:hager



**Sollysta**  
White Moulded



**Sollysta**  
For Specific Equipment



**Sollysta**  
Part M



**Sollysta**  
Grid



**Sollysta Decorative**  
Flat Plate Options



**Sollysta Decorative**  
Raised Plate Options



**Sollysta Decorative**  
Brushed Steel



**Sollysta Decorative**  
Black Nickel



**Sollysta Decorative**  
Polished Steel



**Sollysta Metalclad**  
Grey



**Sollysta IP66**  
Sockets



**Sollysta IP66**  
Switches





# Sollysta

## Wiring Accessories

Sollysta offers a complete range of wiring solutions for any application with our White Moulded, Decorative, Grid, IP66 and Metaclad ranges.

Specifically designed to inspire confidence, the modern design combines stylish aesthetics and quality without compromising on functionality, reliability or safety.

All of the hallmark features run consistently throughout the range, including the unique neutral loop terminal on the switch and the patented three pin shutter mechanism on the sockets for additional safety. Moulded cable lead-ins, captive and backed off terminal screws, wire end stops and in-line terminals have all been designed to ease installation, saving time on site.





# Sollysta Neutral Loop Terminal

For many years domestic lighting circuits have been connected using the three plate method where the loop terminal is at the ceiling rose.

Today, it is increasingly likely that there is a decorative light fitting or even downlighters fitted in place of a standard pendant. These fittings are rarely provided with a neutral loop terminal.

It has also become popular to make the loop connection at the switch. This has the advantage of the connections being accessible and at a more convenient working height.

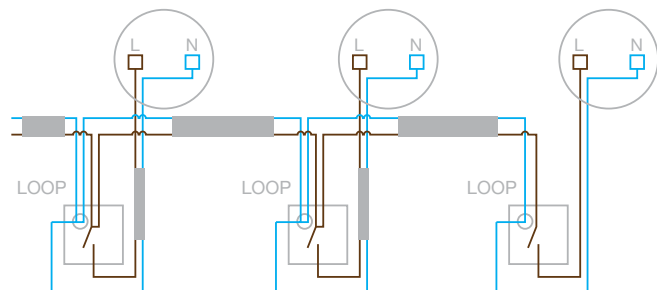
However, this leaves the problem of terminating the neutral conductor.

One solution is to connect the neutral to a connector block inside the wall box, which takes up extra space.

Our solution is the Sollysta light switch which has a unique neutral loop terminal, built in.



loop terminal




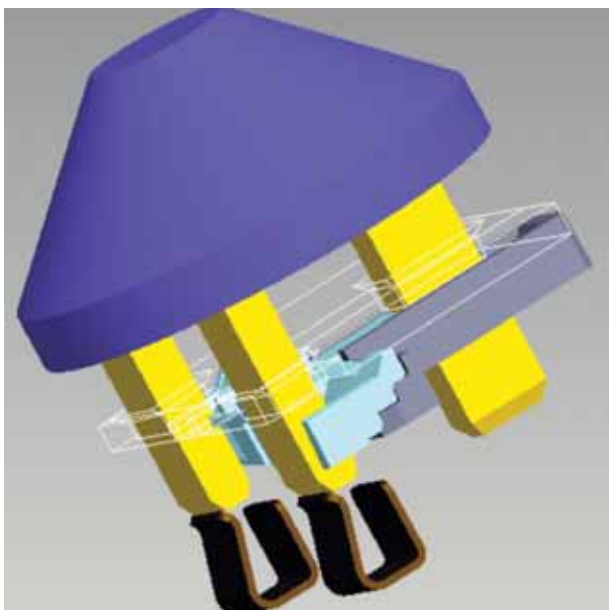
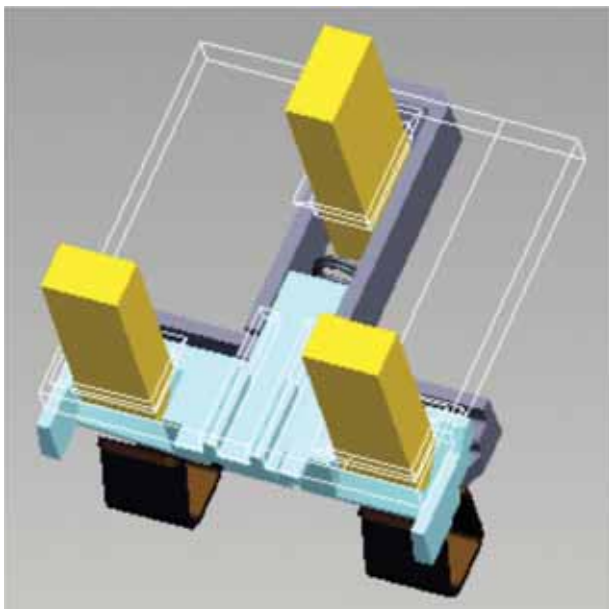
As can be seen from the diagram the neutrals are looped through the switches with a single line and neutral to each light fitting.

One of the fundamental requirements of the BS 7671 Wiring Regulations is to provide basic protection against electric shock.

Socket outlets have apertures for plug pins and therefore will have a shutter mechanism that prevents access to live parts unless the earth pin is also present and has been inserted first. This however can be either intentionally or inadvertently defeated by inserting something into the earth pin aperture.

Sollysta sockets have a unique patented shutter system that not only requires the earth pin to be inserted first, but the simultaneous insertion of the live and neutral pins as well, before the shutter mechanism is activated.

This enhances safety by making it difficult to defeat the mechanism and therefore reducing the risk of electric shock.



## Unique Safety Shutters

# Sollysta Wiring Accessories

In addition to the aesthetics for the home owner and specifier, Sollysta has been designed to make the installation easier for the installer. Terminals designed to face in the same direction with lead-ins for wiring, backed out screws held captive to prevent loss, wire end stops and clear identification all help make the wiring and cabling much easier, helping to save time on site.



## 01

### Terminals

The terminals all face in the same direction, removing the need to rotate the product during installation.



02

## Terminal Screws

Terminal screws are supplied in the backed out position to save installation time and are also held captive within the moulding so they won't be lost.



03

## Lead-ins

Moulded lead-ins help to guide the driver blade to the screw head.



04

## Wire End Stops

A positive wire end stop provides added security of connection.



05

## Projection

The range has been designed to offer the shallowest projection possible in the back box, maximising space for cabling.

# Maintenance Free Junction Box

The Maintenance Free Junction Box provides a secure and maintenance free means of connecting fixed wiring in any indoor application, whether it be under floor applications, between ground and first floor in houses, or where the jointing of cables is used to aid rewiring.

BS 7671 (Wiring Regulations) recognises equipment complying with an appropriate British Standard without further qualification. Therefore, a junction box marked (MF) is identified as a maintenance free accessory, which does not require further inspection, testing or maintenance after installation in a circuit.

The terminals accept and secure solid, stranded or flexible conductors from 0.5mm<sup>2</sup> to 4mm<sup>2</sup>. Twin and CPC and flexible cords can all be mixed. You then secure the cage clamp terminal using a screwdriver or finger to push down on the push button.

The Maintenance Free junction box is ideal for use in residential and commercial buildings, refurbishments and re-wires, power and lighting circuits and circuits wired in sheathed cables.

The Maintenance Free junction box is unrivalled in today's market. No other junction box provides as many features that allow contractors to comply with the latest wiring regulations.



## Screwless Terminations

Tests on these terminals include long-term vibration, shock test, long term connection test, pull out, voltage drop, temperature rise and exposure to corrosive atmospheres



## Cable clamps

Cable clamps prevent strain on terminations and prevent exposed unsheathed conductors.




## Breakout

The simple breakouts on the base and lid allow you to select your cable entry points.



# Downlighter Junction Box



Recognising that junction boxes are used to supply the connection between fixed wiring and downlighters, we developed a junction box that will help contractors meet the needs of the regulations.

The J501 is torpedo shaped to fit through a 58mm diameter hole in the ceiling. All the cables are securely clamped and they exit from either end of the junction box. This is in contrast to other junction boxes where the cables are generally not clamped and often exit at different angles, making it hard to push or pull them through the hole without risking damage or loosening the connections.

A loose or disconnected cable is a hidden danger with junction boxes. With an increasing drive for safety, such products have come under close inspection.

Wiring is fast and simple. The J501 fits comfortably in the hand and the cables can be clamped for easier connection. Cabling space is maximised with all the terminals arranged on one side and the upper wall on the lid hinges open 360° for unrestricted access.

For wiring, the three plate terminal style in the box is logical and easy to use and separate terminals for flexible cords and twin and CPC cables help prevent damage to smaller flexible conductors.

During installation all the cables are securely clamped, so there is no strain placed on the terminal connections and no risk of exposed unsheathed conductors. The cable clamps can be reversed to allow either single or double cable entry, which allows up to four flat and one flexible cable to be terminated.

# Safety Pendants & Lampholders



- 01 Lampholder & Skirt
- 02 Ceiling Rose Cover
- 03 Terminal Safety Cover
- 04 Terminal Plate

Our philosophy is to provide all of our pendants and lampholders with a safety J-slot mechanism which automatically disconnects power at the contacts when the lamp is removed.

This prevents electric shock due to accidental touching of the contacts when changing or installing lamps.

This applies to	Page
Safety Bayonet Cap Cord Grip Lampholders	56
Safety Straight Batten Lampholders	56
Safety Access Batten Lampholders	56
Safety Pendant Sets with Access Ceiling Rose	56



Safety Terminal Cover clips onto Terminal Plate enclosing live parts.

Additional safety can be achieved with our terminal cover which provides protection against accidental contact with electrical connections.

Safety is ensured with the clipable cover which shrouds all electrical connections whilst allowing removal of the ceiling rose cover for decorating or maintenance.

# Safety Pendant & Batten Lampholder with Terminal Safety Cover




## Safety Lampholders Complete with Safety Covers

Pendant Set 6" with Safety Cover	56
Batten Lampholder with Safety Cover	56

# Wiring Accessories

Our beautiful range of Sollysta wiring accessories include Decorative, IP66, Metalclad and USB connectivity. Connect wires securely with our Junction Boxes and dazzle from up high with our range of ceiling accessories.





---

**Sollysta**

---

White Moulded	14
---------------	----

---

Decorative	28
------------	----

---

Metalclad	48
-----------	----

---

IP66	52
------	----

---

**Junction Boxes**

---

Traditional Junction Boxes	54
----------------------------	----

---

Maintenance Free Junction Boxes	54
---------------------------------	----

---

Downlighter Junction Boxes	54
----------------------------	----

---

**Ceiling Accessories**

---

Safety Lampholders	56
--------------------	----

---

Safety Pendants	56
-----------------	----

---

Technical Pages	58
-----------------	----



WMPS11

## Wall Switches

### Characteristics:

- Unique patented loop terminal allows neutral looping at the switch.
- Complies with BS EN 60669-1, a.c only.
- 'X' rated - No need to derate for fluorescent loads.
- Clear terminal markings: 1-way L1, 2-way L2
- Capacity of each terminal - 2 x 4.0mm<sup>2</sup> conductors.
- For mounting boxes see selection chart on page 58
- For multigang switches use of a 25mm mounting box will provide increased wiring space.
- Supplied with M3.5 x 20mm long fixing screws.

Description

Cat ref.

### 10AX Wall Switches

1 Gang 1 Way	<b>WMPS11</b>
1 Gang 1 Way Printed 'Fan'	<b>WMPS11/FAN</b>
1 Gang 2 Way	<b>WMPS12</b>
2 Gang 2 Way	<b>WMPS22</b>
3 Gang 2 Way	<b>WMPS32</b>
4 Gang 2 Way	<b>WMPS42</b>
6 Gang 2 Way	<b>WMPS62</b>
1 Gang 2 Way Wide Rocker	<b>WMPS12W</b>
2 Gang 2 Way Wide Rocker	<b>WMPS22W</b>



WMPS16

## Intermediate Switches

### Characteristics:

- Unique patented loop terminal allows neutral looping at the switch.
- Complies with BS EN 60669-1, a.c only.
- 'X' rated - No need to derate for fluorescent loads.
- Clear terminal markings: 1-way L1, 2-way L2
- Capacity of each terminal - 2 x 4.0mm<sup>2</sup> conductors.
- For mounting boxes see selection chart on page 58
- For multigang switches use of a 25mm mounting box will provide increased wiring space.
- Supplied with M3.5 x 20mm long fixing screws.

Description

Cat ref.

Intermediate Switch

**WMPS16**



WMPS12W

## Push Switches

### Characteristics:

- Unique patented loop terminal allows neutral looping at the switch.
- Complies with BS EN 60669-1, a.c only.
- 'X' rated - No need to derate for fluorescent loads.
- Clear terminal markings: 1-way L1, 2-way L2
- Capacity of each terminal - 2 x 4.0mm<sup>2</sup> conductors.
- For mounting boxes see selection chart on page 58
- For multigang switches use of a 25mm mounting box will provide increased wiring space.
- Supplied with M3.5 x 20mm long fixing screws.

Description

Cat ref.

### Push Switches

With Retractive Switch	<b>WMPS12R</b>
With Bell Symbol	<b>WMPS12RB</b>
With Wide Rocker	<b>WMPS12RW</b>

## Rotary Push Button Dimmer Switches

### Characteristics:

- Quick press for on/off with rotary dimming control.
- 1 or 2 way switching.
- Supplied with M3.5 x 30mm long fixing screws.
- Suitable for mains halogen lamps without the need for derating.
- Not suitable for fluorescent, LED or inductive loads.
- Complies with BS EN 60669-2-1 (excluding clause 26 EMC requirements).




WMDR1/400R

Description	Cat ref.
<b>Rotary Push Button Dimmer Switches</b>	
1 Gang 400W	<b>WMDR1/400R</b>
2 Gang 250W	<b>WMDR2/250R</b>
1 Gang Rotary Dimmer Switch Plate Kit	<b>WMDRP1KIT</b>
2 Gang Rotary Dimmer Switch Plate Kit	<b>WMDRP2KIT</b>
3 Gang Rotary Dimmer Switch Plate Kit	<b>WMDRP3KIT</b>
4 Gang Rotary Dimmer Switch Plate Kit	<b>WMDRP4KIT</b>

## Isolator Switches

### Characteristics:

- Complies with BS EN 60669-2-4
- Rated conditional short circuit current ( $I_{nc}$ ) 1500A tested with Hager **MTN110** 6kA B curve MCB.
- Capacity of each terminal 2 x 4.0mm<sup>2</sup> conductors.
- For mounting boxes see selection chart on page 58
- Supplied with M3.5 x 20mm long fixing screws.



WMPS3PIF

Description	Cat ref.
<b>3 Pole Isolator Switches</b>	
Isolator Switch	<b>WMPS3PI</b>
Isolator Switch with Fan Symbol	<b>WMPS3PIF</b>

## Immersion Switch


### Characteristics:

- Complies with BS EN 60669-2-4.
- LED indication.
- All terminal screws upward facing for ease of installation
- Clearly printed terminal marking.
- Capacity of each terminal 2 x 6mm<sup>2</sup>, 1 x 10mm<sup>2</sup>
- For mounting boxes see selection chart on page 58
- Supplied with M3.5 x 30mm long fixing screws.



WMIMS1N

Description	Cat ref.
<b>Immersion Switch</b>	
Immersion Switch	<b>WMIMS1N</b>



WMSS82



WMS51



### Switched & Unswitched Socket Outlets (13A)

#### Characteristics:

- Unique patented three part safety shutter.
- Complies with BS 1363-2, a.c only.
- Double pole switching mechanism on switched sockets.
- Twin socket comes with twin earth as standard.
- All terminal screws grouped in-line and upward facing for ease of installation.
- Clear printed and engraved terminal markings.
- Capacity of each terminal: 3 x 2.5mm<sup>2</sup> conductors switched; 3 x 2.5mm<sup>2</sup> unswitched (for other sized conductors see terminal capacities on page 59)
- **WMSS82USB(S) - Warning:** To avoid possible damage to the product or spurious insulation readings, please disconnect the product before carrying out insulation resistance testing.
- **WMSS82USB(S)** USB output: 5V DC 2.4A total max.
- For mounting boxes see selection chart on page 58
- Supplied with M3.5 x 30mm long fixing screws.

#### Description

#### Cat ref.

#### Switched Socket Outlets

13A 1 Gang Double Pole	<b>WMSS81</b>
13A 2 Gang Double Pole Dual Earth	<b>WMSS82</b>
13A 2 Gang Double Pole Dual Earth & Two USB Ports	<b>WMSS82USB</b>
13A 2 Gang Double Pole Dual Earth & Two USB Ports & 10mm Spacer	<b>WMSS82USBS</b>
10mm Spacer for 2 Gang Sockets	<b>WMUSBS</b>
13A 2 Gang Double Pole Dual Earth Outboard Rockers	<b>WMSS82O</b>
13A 1 Gang Double Pole with LED Indicator	<b>WMSS81N</b>
13A 2 Gang Double Pole Dual Earth with LED Indicator	<b>WMSS82N</b>
13A 2 Gang Double Pole Dual Earth Outboard Rockers & LED Indicator	<b>WMSS82ON</b>
15A 1 Gang	<b>WMSS115</b>

#### Unswitched Socket Outlets

13A 1 Gang	<b>WMS81</b>
13A 2 Gang Dual Earth	<b>WMS82</b>
5A 1 Gang	<b>WMS51</b>



WMP2FO

### Outlet Plates

#### Characteristics:

- Complies with BS 5733
- Terminal capacity: 20A 2 x 6.0mm<sup>2</sup>, 45A 2 x 10.0mm<sup>2</sup> conductors
- 20A plate features 2 separate terminals for each of Line, Neutral and Earth so flexible and fixed wiring do not occupy the same terminal.
- Single screw fast fix cable clamp.
- Supplied with M3.5 x 30mm long fixing screws.
- 45A features large open brass terminals for ease of installation.
- Protective red washer must be used under cable clamp to prevent damage to cable.

#### Description

#### Cat ref.

#### Outlet Plates

20A Flex Outlet Plate	<b>WMP2FO</b>
45A Cooker Cable Outlet with Terminals	<b>WMP50FO</b>



## Unswitched & Switched Fused Connection Units (13A)

### Characteristics:

- Complies with BS 1363-4.
- Single screw fast fix cable clamp, accommodates up to 1.5mm<sup>2</sup> flexible cord.
- All terminals are upward facing with clearly printed terminal markings for ease of installation.
- Capacity of each terminal 2 x 6.0mm<sup>2</sup> conductors.
- Supplied with M3.5 x 30mm long fixing screws.
- For mounting boxes see selection chart on page 58
- We also offer a bespoke printing service for your individual requirements. Please contact our Customer Service at customer.service@hager.ie.



WMSSU83



WMSSU83N

Description	Cat ref.
-------------	----------

### 13A Unswitched Fused Connection Units

FCU	WMSU83
With Flex Outlet	WMSU83FO

### 13A Switched Fused Connection Units

FCU	WMSSU83
FCU With Flex Outlet	WMSSU83FO
FCU With LED Indicator	WMSSU83N
FCU With LED Indicator & Flex Outlet	WMSSU83FON
FCU With 3A Fuse	WMSSU83/3A

### 13A Switched Fused Connection Units - Printed Text

Printed 'Boiler'	WMSSU83/BO
Printed 'Central Heating'	WMSSU83/CTLHTG
Printed 'Dishwasher'	WMSSU83/DW
Printed 'Extract Fan'	WMSSU83/EF
Printed 'Fan'	WMSSU83/FAN
Printed 'Fridge Freezer'	WMSSU83/FF
Printed 'Freezer'	WMSSU83/FRE
Printed 'Fridge'	WMSSU83/FRI
Printed 'Heating'	WMSSU83/HTG
Printed 'Heater'	WMSSU83/HTR
Printed 'Shower Pump'	WMSSU83/SHWRPUMP
Printed 'Socket Below'	WMSSU83/SKTBELOW
Printed 'Tumble Dryer'	WMSSU83/TD
Printed 'Washing Machine'	WMSSU83/WM

### 13A Switched Fused Connection Units with Flex Outlet - Printed Text

Printed 'Boiler'	WMSSU83FO/BO
Printed 'Dishwasher'	WMSSU83FO/DW
Printed 'Extractor Fan'	WMSSU83FO/EF
Printed 'Fridge Freezer'	WMSSU83FO/FF
Printed 'Freezer'	WMSSU83FO/FRE
Printed 'Fridge'	WMSSU83FO/FRI
Printed 'Heating'	WMSSU83FO/HTG
Printed 'Heater'	WMSSU83FO/HTR
Printed 'Tumble Dryer'	WMSSU83FO/TD
Printed 'Washing Machine'	WMSSU83FO/WM

### 13A Switched Fused Connection Units with LED Indicator & Flex Outlet - Printed Text

Printed 'Boiler'	WMSSU83FON/BO
Printed 'Dishwasher'	WMSSU83FON/DW
Printed 'Extractor Fan'	WMSSU83FON/EF
Printed 'Fan'	WMSSU83FON/FAN
Printed 'Freezer'	WMSSU83FON/FRE
Printed 'Fridge'	WMSSU83FON/FRI
Printed 'Hob'	WMSSU83FON/HB
Printed 'Heating'	WMSSU83FON/HTG
Printed 'Tumbledryer'	WMSSU83FON/TD
Printed 'Washing Machine'	WMSSU83FON/WM

Continued overleaf

## Unswitched & Switched Fused Connection Units (13A) - Continued

### Characteristics:

- Complies with BS 1363-4.
- Single screw fast fix cable clamp accommodates up to 1.5mm<sup>2</sup> flexible cord.
- All terminals are upward facing with clearly printed terminal markings for ease of installation.
- Capacity of each terminal 2 x 6.0 mm<sup>2</sup> conductors.
- For mounting boxes see selection chart on page 58
- Supplied with M3.5 x 30mm long fixing screws.
- We also offer a bespoke printing service for your individual requirements. Please contact our Customer Service at [customer.service@hager.ie](mailto:customer.service@hager.ie) for further details.

Description	Cat ref.
<b>13A Switched Fused Connection Units with LED Indicator - Printed Text</b>	
Printed 'Boiler'	<b>WMSSU83N/BO</b>
Printed 'Dishwasher'	<b>WMSSU83N/DW</b>
Printed 'Extractor Fan'	<b>WMSSU83N/EF</b>
Printed 'Fan'	<b>WMSSU83N/FAN</b>
Printed 'Freezer'	<b>WMSSU83N/FRE</b>
Printed 'Fridge'	<b>WMSSU83N/FRI</b>
Printed 'Hob'	<b>WMSSU83N/HB</b>
Printed 'Heating'	<b>WMSSU83N/HTG</b>
Printed 'Tumble Dryer'	<b>WMSSU83N/TD</b>
Printed 'Washing Machine'	<b>WMSSU83N/WM</b>



WMDP84FON

## Double Pole Switches (20A)

### Characteristics:

- Complies with BS EN 60669-1, AC only.
- Single screw fast fix cable clamp, accommodates up to 1.5mm<sup>2</sup> flexible cord.
- All terminals are upward facing with clearly printed terminal markings for ease of installation.
- Capacity of each terminal 2 x 6.0mm<sup>2</sup> conductors.
- For mounting boxes see selection chart on page 58
- Supplied with M3.5 x 30mm long fixing screws.
- We also offer a bespoke printing service for your individual requirements. Please contact our Customer Service at [customer.service@hager.ie](mailto:customer.service@hager.ie) for further details.

Description	Cat ref.
<b>20A Double Pole Switches</b>	
20A Double Pole Switch	<b>WMDP84</b>
With Flex Outlet	<b>WMDP84FO</b>
With LED Indicator	<b>WMDP84N</b>
With LED Indicator & Flex Outlet	<b>WMDP84FON</b>
<b>20A Double Pole Switched - Printed Text</b>	
Printed 'Dishwasher'	<b>WMDP84DW</b>
Printed 'Freezer'	<b>WMDP84/FRE</b>
Printed 'Fridge'	<b>WMDP84/FRI</b>
Printed 'Tumble Dryer'	<b>WMDP84/TD</b>
Printed 'Washing Machine'	<b>WMDP84/WM</b>
<b>20A Double Pole Switches with Flex Outlet - Printed Text</b>	
Printed 'Freezer'	<b>WMDP84FO/FRE</b>
Printed 'Fridge'	<b>WMDP84FO/FRI</b>
Printed 'Tumble Dryer'	<b>WMDP84FO/TD</b>
Printed 'Washing Machine'	<b>WMDP84FO/WM</b>

## Double Pole Switches (20A) (Continued)

### 20A Double Pole Switches with LED Indicator & Flex Outlet - Printed Text

Printed 'Dishwasher'	WMDP84FON/DW
Printed 'Fan'	WMDP84FON/FAN
Printed 'Freezer'	WMDP84FON/FRE
Printed 'Fridge'	WMDP84FON/FRI
Printed 'Tumble Dryer'	WMDP84FON/TD
Printed 'Washing Machine'	WMDP84FON/WM
Printed 'Waterheater'	WMDP85FON



WMDP85N

### 20A Double Pole Switches with LED Indicator - Printed Text

Printed 'Dishwasher'	WMDP84N/DW
Printed 'Fan'	WMDP84N/FAN
Printed 'Freezer'	WMDP84N/FRE
Printed 'Fridge'	WMDP84N/FRI
Printed 'Tumble Dryer'	WMDP84N/TD
Printed 'Washing Machine'	WMDP84N/WM
Printed 'Waterheater'	WMDP85N

## Double Pole Switches (50A)

### Characteristics:

- Complies with BS EN 60669-2-4.
- Rated conditional short circuit current ( $I_{nc}$ ) 1500A tested with Hager **MTN150** 6kA B curve MCB.
- All terminal screws upward facing for ease of installation.
- Clearly printed terminal marking.
- Capacity of each terminal: 2 x 6mm<sup>2</sup>, 1 x 10mm<sup>2</sup>.
- For mounting boxes see selection chart on page 58
- Supplied with M3.5 x 30mm long fixing screws.
- We also offer a bespoke printing service for your individual requirements. Please contact our Customer Service at [customer.service@hager.ie](mailto:customer.service@hager.ie) for further details.

Description	Cat ref.
<b>50A Double Pole Switches</b>	
With LED Indicator (1 Gang)	WMDP50N
Vertical with LED Indicator (2 Gang)	WMDP50VN



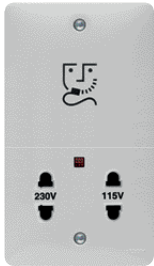
WMDP50N

### 50A Double Pole Switches with LED Indicator - Printed Text

Printed 'Cooker'	WMDP50N/CK
Printed 'Hob'	WMDP50N/HB
Printed 'Oven'	WMDP50N/OV
Printed 'Shower'	WMDP50N/SH

### 50A Double Pole Vertical Switches with LED Indicator - Printed Text

Printed 'Cooker' (2 Gang)	WMDP50VN/CK
Printed 'Hob' (2 Gang)	WMDP50VN/HB
Printed 'Oven' (2 Gang)	WMDP50VN/OV



WMSO100

### Shaver Socket

#### Characteristics:

- Complies with BS EN 61558-2-5.
- Capacity of each terminal 2 x 2.5mm<sup>2</sup> conductors.
- Designed for use in bathrooms and shower rooms and incorporates a double wound transformer for an earth free supply.
- Designed to supply electric shavers, toothbrushes, and similar appliances rated 50 VA or less.
- Input 230V AC output dual voltage 230V AC and 115V AC outlets. Rating 20VA on either voltage.
- Primary circuit protected by a self resetting thermal overload device.
- Insertion of shaver plug automatically switches on the transformer.
- Supplied with M3.5 x 30mm long fixing screws.

Description	Cat ref.
Shaver Socket 115/230 Volt	<b>WMSO100</b>



WMRJ45

### Data

#### Characteristics:

- Supplied with fitted cable tie.
- Quick connection with insulation displacement terminals.
- Clearly printed terminal marking.
- Supplied with M3.5 x 20mm long fixing screws.

Description	Cat ref.
RJ11 Socket	<b>WMRJ11</b>
RJ45 Socket	<b>WMRJ45</b>
IDC Tools (bag of 10)	<b>IDCTOOL</b>



WMQX

### TV & Satellite

#### Characteristics:

- TV outlets comply with BS 3041.
- Satellite outlets comply with BS EN 50083-2.
- Fully screened.
- DAB compatible.
- Supplied with M3.5 x 20mm fixing screws.

Description	Cat ref.
Single F Type Satellite Outlet Screened	<b>WMSAT</b>
Single Co-Ax TV Socket Outlet Male	<b>WMTVM</b>
Single Co-Ax TV Socket Outlet Female	<b>WMTVF</b>
Double TV & FM/DAB Co-Ax Socket Outlet	<b>WMDX</b>
Triplexer TV, FM/DAB & Satellite Outlet	<b>WMTX</b>
Quadplexer TV, FM/DAB, Satellite 1 & Satellite 2 Outlet	<b>WMQX</b>



XH9001

### Hotel Key Card Switch

#### Characteristics:

- Includes indicator light to aid locating which is switched off when the card is inserted.
- Complies with BS EN 60669-1.
- Supplied with M3.5 x 25mm long fixing screws.

Description	Quantity	Cat ref.
Key Tag Switch with Key Card (time delay 60s)	5	<b>XH9001</b>




## Euro Style Accommodation Plates

### Characteristics:

- Carrier plates facilitate installation of industry standard modules.
- Easy to configure for all applications.
- Robust retention of modules in operation.
- Quick release of modules for maintenance.

Description	Cat ref.
<b>Euro Style Accommodation Plates</b>	
1 Module	<b>WMP1EU</b>
2 Modules	<b>WMP2EU</b>
4 Modules	<b>WMP4EU</b>



WMP2EU

## Euro Style Modules

### Characteristics:

- Please note: these Euro Modules are industry standard units and are not colour matched to Sollysta plates.

Description	Mod Width	Cat ref. (White)	Cat ref. (Black)
<b>Euro Style Modules</b>			
BT Telephone Master	1	<b>WMMBTM</b>	<b>WMMBTMB</b>
BT Telephone Secondary	1	<b>WMMBTS</b>	<b>WMMBTSB</b>
RJ11 - Modem	1	<b>WMMRJ11</b>	<b>WMMRJ11B</b>
RJ45 - Cat 6 UTP	1	<b>WMMRJ45</b>	<b>WMMRJ45B</b>
Phono Plugs - Red/Black - Gold Plated	1	<b>WMMPP</b>	-
Speaker Terminal Posts - Gold Plated	1	<b>WMMSP</b>	-
Single IEC Female Non Isolated	1	<b>WMMTVF</b>	<b>WMMTVFB</b>
Single IEC Male Non Isolated	1	<b>WMMTVM</b>	<b>WMMTVMB</b>
Single Satellite F Connector	1	<b>WMSAT</b>	<b>WMSATB</b>
Single Blank	1	<b>WMMB</b>	<b>WMMBB</b>
PIR Occupancy Sensor 5m	1	<b>WMMPIR05X</b>	-
PIR Occupancy Sensor 10m	1	<b>WMMPIR10X</b>	-
HDMI	2	<b>WMMHDMI</b>	<b>WMMHDMIB</b>
Diplexer - TV & FM Radio	2	<b>WMMDX</b>	<b>WMMDXB</b>
Triplexer - TV, Satellite & FM Radio	2	<b>WMMTX</b>	<b>WMMTXB</b>
Quadplexer - TV, Satellite, FM Radio & Return	2	<b>WMMQX</b>	<b>WMMQXB</b>



WMMBTM

WMSAT



WMMQXB



WMCS11

## Light Switches

### Characteristics:

- Complies with BS EN 60669-1.
- 'X' rated - no need to de-rate for fluorescent loads.
- Earth terminal in base.
- Switch will operate at up to an angle of 45°.
- Pull cords 1.5m long.
- Capacity of each terminal: 2 x 1.5mm<sup>2</sup> conductors.

Description	Cat ref.
<b>6A Ceiling Switch</b>	
1 Way	<b>WMCS11</b>
2 Way	<b>WMCS12</b>



WMCS3PIF

## Fan Isolator Switches

### Characteristics:

- Complies with BS EN 60669-2-4.
- Terminal capacity: 3 x 1.5mm<sup>2</sup>.
- Supplied with M3.5 x 30mm long fixing screws.

Description	Cat ref.
<b>10A 3 Pole Ceiling Switch</b>	
Printed with Fan Symbol & 'Isolator'	<b>WMCS3PIF</b>
Printed 'Isolator'	<b>WMCS3PI</b>
Printed with Fan Symbol	<b>WMCS3PF</b>



WMCS50N

## Shower Switches

### Characteristics:

- Complies with BS EN 60669-2-4.
- Rated conditional short circuit current ( $I_{nc}$ ) 1500A tested with Hager **MTN150** 6kA B Curve MCB.
- Suitable for use with showers up to 11.5kW.
- Position of the contacts shown by flag indicator.
- Supplied with M3.5 x 30mm fixing screws.
- Capacity of each terminal: 1 x 16mm<sup>2</sup> conductors.

Description	Cat ref.
50A 2 Pole Isolating with LED Indicator	<b>WMCS50N</b>

## Accessories for Ceiling Switches

Description	Cat ref.
Single Spare Pull Cord	<b>PULLCORD</b>

## Grid Plates

Description	Cat ref.
<b>Grid Plates</b>	
1 Gang	<b>WMGP1</b>
2 Gang	<b>WMGP2</b>
3 Gang	<b>WMGP3</b>
4 Gang	<b>WMGP4</b>
6 (2 x 3) Gang	<b>WMGP6</b>
8 (2 x 4) Gang Grid Plate	<b>WMGP8</b>
1 Gang Grid Plate Grey	<b>WMGP1G</b>
2 Gang Grid Plate Grey	<b>WMGP2G</b>
3 Gang Grid Plate Grey	<b>WMGP3G</b>
4 Gang Grid Plate Grey	<b>WMGP4G</b>
6 (2 x 3) Gang Grid Plate Grey	<b>WMGP6G</b>
8 (2 x 4) Gang Grid Plate Grey	<b>WMGP8G</b>



WMGP2

## Grid Frames

Description	Cat ref.
1 Gang	<b>WMGF1</b>
2 Gang	<b>WMGF2</b>
3/4 Gang	<b>WMGF34</b>



WMGF34

## Grid Switches

### Characteristics:

- Complies with BS EN 606691-1 switches, BS 5733 fuse carrier.
- Shallowest switch modules which clip in from the front for ease of installation and maintenance.
- Terminal screw can be accessed with modules clipped into frames.
- Frames locate to finished wall level.
- Frames clip together to ease alignment for 6 gang and 8 gang applications.
- We also offer a bespoke printing service for your individual requirements. Please contact our Customer Service at [customer.service@hager.ie](mailto:customer.service@hager.ie) for further details.

Description	Cat ref. White Insert	Cat ref. Black Insert
<b>Grid Switches</b>		
Blank Module	<b>WMGB1</b>	-
20AX 2 Way Single Pole Switch	<b>WMGS12</b>	-
20A Intermediate Switch	<b>WMGS16</b>	-
20A 2 Way Retractive Switch	<b>WMGS22R</b>	<b>WMGS22RB</b>
20A 1 Way Double Pole Switch	<b>WMGSDP2</b>	-
20A 1 Way Double Pole Switch with LED Indicator	<b>WMGSDP2N</b>	-
20A Double Pole Key Switch	<b>WMGKS</b>	<b>WMGKSB</b>
20A Double Pole Key Switch Printed 'Emergency Lighting Test'	<b>WMGKS/EL</b>	-
13A Fuse Carrier	<b>WMGFU13</b>	-
Dimmer Slave Switch	<b>WMGSD1S</b>	<b>WMGSD1SB</b>
Dimmer Switch Leading Edge	<b>WMGSD1L</b>	<b>WMGSD1LB</b>
Dimmer Switch Trailing Edge	<b>WMGSD1T</b>	<b>WMGSD1TB</b>
Red Indicator	<b>WMINDRED</b>	<b>WMINDREDB</b>
2 Way & Centre Off Latching Switch	<b>WMGS13L</b>	<b>WMGS13LB</b>
2 Way & Centre Off Latching Switch Red Rocker	<b>WMGS13LR</b>	-
2 Way & Centre Off Retractive Switch	<b>WMGS13R</b>	<b>WMGS13RB</b>
2 Way & Centre Off Retractive Switch Red Rocker	<b>WMGS13RR</b>	-
13A Fused Connection Unit Unswitched with LED Indicator	<b>WMGSU83N</b>	-



WMGKS



WMGB1



WMINDRED



WMGSDP2/CHD



WMGSDP2/EF

## Grid Switches (Continued)

### Characteristics:


- Complies with BS EN 606691-1 switches, BS 5733 fuse carrier.
- Shallowest switch modules which clip in from the front for ease of installation and maintenance.
- Terminal screw can be accessed with modules clipped into frames.
- Frames locate to finished wall level.
- Frames clip together to ease alignment for 6 gang and 8 gang applications.
- We also offer a bespoke printing service for your individual requirements. Please contact our Customer Service at [customer.service@hager.ie](mailto:customer.service@hager.ie) for further details.

Description	Cat ref. White Insert	Cat ref. Black Insert
<b>20A 1 Way Double Pole Grid Switches - Printed</b>		
Printed 'Cooker Hood'	<b>WMGSDP2/CHD</b>	<b>WMGSDP2B/CHD</b>
Printed 'Dishwasher'	<b>WMGSDP2/DW</b>	<b>WMGSDP2B/DW</b>
Printed 'Extract Fan'	<b>WMGSDP2/EF</b>	<b>WMGSDP2B/EF</b>
Printed 'Fridge Freezer'	<b>WMGSDP2/FF</b>	<b>WMGSDP2B/FF</b>
Printed 'Freezer'	<b>WMGSDP2/FRE</b>	<b>WMGSDP2B/FRE</b>
Printed 'Fridge'	<b>WMGSDP2/FRI</b>	<b>WMGSDP2B/FRI</b>
Printed 'Hob'	<b>WMGSDP2/HB</b>	<b>WMGSDP2B/HB</b>
Printed 'Heating'	<b>WMGSDP2/HTG</b>	<b>WMGSDP2B/HTG</b>
Printed 'Microwave'	<b>WMGSDP2/MW</b>	<b>WMGSDP2B/MW</b>
Printed 'Micro Wave'	<b>WMGSDP2/MW2</b>	<b>WMGSDP2B/MW2</b>
Printed 'Tumble Dryer'	<b>WMGSDP2/TD</b>	<b>WMGSDP2B/TD</b>
Printed 'Waste Disposal'	<b>WMGSDP2/WD</b>	<b>WMGSDP2B/WD</b>
Printed 'Washing Machine'	<b>WMGSDP2/WM</b>	<b>WMGSDP2B/WM</b>
Printed 'Oven'	<b>WMGSDP2/OV</b>	<b>WMGSDP2B/OV</b>
Printed 'Wine Cooler'	<b>WMGSDP2/WC</b>	<b>WMGSDP2B/WC</b>
Printed 'Hot Water'	<b>WMGSDP2/HW</b>	<b>WMGSDP2B/HW</b>
Printed 'Coffee Maker'	<b>WMGSDP2/CM</b>	<b>WMGSDP2B/CM</b>
Printed 'Hot Drawer'	<b>WMGSDP2/HD</b>	<b>WMGSDP2B/HD</b>
Printed 'Fan Boost'	<b>WMGSDP2/FB</b>	<b>WMGSDP2B/FB</b>
Printed 'Outside Socket'	<b>WMGSDP2/OS</b>	<b>WMGSDP2B/OS</b>
Printed 'Steam Oven'	<b>WMGSDP2/SOV</b>	
Printed 'Boiler'	<b>WMGSDP2/BOI</b>	-
Printed 'Outside Light'	<b>WMGSDP2/OL</b>	-
Printed 'Plinth Heater'	<b>WMGSDP2/PH</b>	-
<b>20A 1 Way Double Pole Grid Switches with LED Indicator - Printed</b>		
Printed 'Cooker Hood'	<b>WMGSDP2N/CHD</b>	<b>WMGSDP2NB/CHD</b>
Printed 'Dishwasher'	<b>WMGSDP2N/DW</b>	<b>WMGSDP2NB/DW</b>
Printed 'Extract Fan'	<b>WMGSDP2N/EF</b>	<b>WMGSDP2NB/EF</b>
Printed 'Fridge Freezer'	<b>WMGSDP2N/FF</b>	<b>WMGSDP2NB/FF</b>
Printed 'Freezer'	<b>WMGSDP2N/FRE</b>	<b>WMGSDP2NB/FRE</b>
Printed 'Fridge'	<b>WMGSDP2N/FRI</b>	<b>WMGSDP2NB/FRI</b>
Printed 'Hob'	<b>WMGSDP2N/HB</b>	<b>WMGSDP2NB/HB</b>
Printed 'Heating'	<b>WMGSDP2N/HTG</b>	<b>WMGSDP2NB/HTG</b>
Printed 'Microwave'	<b>WMGSDP2N/MW</b>	<b>WMGSDP2NB/MW</b>
Printed 'Tumble Dryer'	<b>WMGSDP2N/TD</b>	<b>WMGSDP2NB/TD</b>
Printed 'Waste Disposal'	<b>WMGSDP2N/WD</b>	<b>WMGSDP2NB/WD</b>
Printed 'Washing Machine'	<b>WMGSDP2N/WM</b>	<b>WMGSDP2NB/WM</b>
Printed 'Oven'	<b>WMGSDP2N/OV</b>	<b>WMGSDP2NB/OV</b>
Printed 'Outside Socket'	<b>WMGSDP2N/OS</b>	-
Printed 'Outside Light'	<b>WMGSDP2N/OL</b>	-
Printed 'Plinth Heater'	<b>WMGSDP2N/PH</b>	-

## Pattress Boxes

### Characteristics:

- Complies with BS EN 60670-1.
- Depth quoted is internal depth.
- Colour and footprint match all Sollysta White Moulded wiring accessories.



WMPB2/20


Description	Cat ref.
Single 20mm Deep Moulded Box	<b>WMPB1/20</b>
Single 28mm Deep Moulded Box	<b>WMPB1/28</b>
Single 46mm Deep Moulded Box	<b>WMPB1/46</b>
Twin 28mm Deep Moulded Box	<b>WMPB2/28</b>
Twin 46mm Deep Moulded Box with Cable Clamps	<b>WMPB2/46CC</b>
46mm Deep Moulded Shaver Box	<b>WMPB2/46</b>
20mm Single to Twin Converter Frame	<b>WMPB2/20</b>
Single 14mm Deep Spacer for Base Flex Outlet	<b>WMPB1/BFO</b>

## Accessories

Description	Cat ref.
Single Spare Pull Cord	<b>PULLCORD</b>
Pack of 100 Push Fit Screw Covers	<b>SCREWCOVER</b>
IDC Tools (bag of 10)	<b>IDCTOOL</b>
Single Blank Plate	<b>WMP1</b>
Twin Blank Plate	<b>WMP2</b>



PULLCORD



WMSS82OG



WMPS12WG

## Part M Wiring Accessories

### Characteristics:

- Designed to satisfy Buildings Regulations Approved Document M (referred to as Part M)
- All products comply with their relevant British Standards
- Switches have wide rockers and dark face plates for clear visibility and ease of actuation
- Sockets have outboard rockers to ensure correct switching of appliances and dark face plates for ease of identification of switch position
- Grid modules can be found on page 23. Euro modules can be found on page 21

Description	Cat ref. (Grey Faceplate)
<b>Wall Switches</b>	
10AX 1 Gang 2 Way Wide Rocker	<b>WMPS12WG</b>
10AX 2 Gang 2 Way Wide Rocker	<b>WMPS22WG</b>
<b>Intermediate Switch</b>	
Wide Rocker	<b>WMPS16WG</b>
<b>Push Switches</b>	
Wide Rocker	<b>WMPS12RWG</b>
Wide Rocker Printed 'Fan Boost'	<b>WMPS12RWG/FB</b>
<b>Double Pole Switched Socket Outlets</b>	
13A 1 Gang	<b>WMSS81G</b>
13A 2 Gang with Outboard Rockers	<b>WMSS82OG</b>
<b>Switched Fused Connection Units</b>	
13A with LED Indicator	<b>WMSSU83NG</b>
13A with LED Indicator Printed 'Extract Hood'	<b>WMSSU83NG/EH</b>
13A with LED Indicator Printed 'Panel Heater'	<b>WMSSU83NG/PH</b>
<b>Double Pole Switches</b>	
20A 1 Gang with LED Indicator	<b>WMDP84NG</b>
50A 2 Gang with LED Indicator	<b>WMDP50NG</b>
50A 2 Gang with LED Indicator Printed 'Cooker'	<b>WMDP50NG/CK</b>
<b>Grid Plates</b>	
1 Gang Grid Plate	<b>WMGP1G</b>
2 Gang Grid Plate	<b>WMGP2G</b>
3 Gang Grid Plate	<b>WMGP3G</b>
4 Gang Grid Plate	<b>WMGP4G</b>
6 Gang Grid Plate (2 x 3)	<b>WMGP6G</b>
8 Gang Grid Plate (2 x 4)	<b>WMGP8G</b>
<b>Euro Style Accommodation Plates</b>	
1 Module	<b>WMP1EUG</b>
2 Modules	<b>WMP2EUG</b>
4 Modules	<b>WMP4EUG</b>

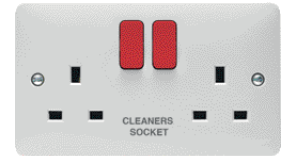


### Specific Equipment Wiring Accessories

#### Characteristics:

- Red rockers aid ease of identification for safe switching of specific equipment
- Red face plates ensure products are easy to locate
- A range of printed options is available for specific functions

Description	Cat ref. (White Faceplate, Red Rocker)	Cat ref. (Red Faceplate, Red Rocker)
<b>Double Pole Switched Socket Outlets</b>		
13A 1 Gang	<b>WMSS81R</b>	<b>WMSS81RR</b>
13A 2 Gang	<b>WMSS82R</b>	<b>WMSS82RR</b>
13A 2 Gang with Outboard Rockers	<b>WMSS82OR</b>	<b>WMSS82ORR</b>
13A 2 Gang Switched Socket Printed 'Cleaners Supply'	<b>WMSS82R/CS</b>	-
13A 2 Gang Switched Socket Printed 'Emergency Supply'	<b>WMSS82R/ES</b>	-
13A 2 Gang Switched Socket Printed 'Do Not Switch Off'	<b>WMSS82R/DNS</b>	-
13A 2 Gang Switched Socket Printed 'UPS Protected'	<b>WMSS82R/UPS</b>	-
<b>Switched Fused Connection Units</b>		
13A Fused Connection Unit Switched	<b>WMSSU83R</b>	-
13A Fused Connection Unit Red Face (White Fuse Cover)	<b>WMSU83R</b>	-
13A Fused Connection Unit Switched	-	<b>WMSSU83RR</b>



WMSS82R/CS



WMSS82ORR



WMSSU83RR



WRPS12PSB



WRPS12BSB



WRPS12BNB



## Wall Switches Raised Plate

### Characteristics:

- Unique patented LOOP terminal to allow neutral looping at the switch.
- Complies with BS EN 60669-1, a.c only.
- 'X' rated - No need to de-rate for fluorescent loads.
- Capacity of each terminal 2 x 4.0mm<sup>2</sup> conductors.
- For mounting boxes see selection chart on page 58
- For multi-gang switches, use of a 25mm mounting box will provide increased wiring space.
- Supplied with M3.5 x 20mm long fixing screws.

Description	Cat ref. White Insert	Cat ref. Black Insert
-------------	-----------------------	-----------------------

### Raised Plate 10AX 1 Gang 2 Way

Polished Steel	<b>WRPS12PSW</b>	<b>WRPS12PSB</b>
Brushed Steel	<b>WRPS12BSW</b>	<b>WRPS12BSB</b>
Black Nickel	-	<b>WRPS12BNB</b>

### Raised Plate 10AX 2 Gang 2 Way

Polished Steel	<b>WRPS22PSW</b>	<b>WRPS22PSB</b>
Brushed Steel	<b>WRPS22BSW</b>	<b>WRPS22BSB</b>
Black Nickel	-	<b>WRPS22BNB</b>

### Raised Plate 10AX 3 Gang 2 Way

Polished Steel	<b>WRPS32PSW</b>	<b>WRPS32PSB</b>
Brushed Steel	<b>WRPS32BSW</b>	<b>WRPS32BSB</b>
Black Nickel	-	<b>WRPS32BNB</b>

### Raised Plate 10AX 4 Gang 2 Way

Polished Steel	<b>WRPS42PSW</b>	<b>WRPS42PSB</b>
Brushed Steel	<b>WRPS42BSW</b>	<b>WRPS42BSB</b>
Black Nickel	-	<b>WRPS42BNB</b>

### Raised Plate 10AX 1 Gang 2 Way Wide Rocker

Polished Steel	<b>WRPS12WPSW</b>	<b>WRPS12WPSB</b>
Brushed Steel	<b>WRPS12WBSW</b>	<b>WRPS12WBSB</b>
Black Nickel	-	<b>WRPS12WBNB</b>

### Raised Plate 10AX 2 Gang 2 Way Wide Rocker

Polished Steel	<b>WRPS22WPSW</b>	<b>WRPS22WPSB</b>
Brushed Steel	<b>WRPS22WBSW</b>	<b>WRPS22WBSB</b>
Black Nickel	-	<b>WRPS22WBNB</b>

### Raised Plate Intermediate Switch

Polished Steel	<b>WRPS16PSW</b>	<b>WRPS16PSB</b>
Brushed Steel	<b>WRPS16BSW</b>	<b>WRPS16BSB</b>
Black Nickel	-	<b>WRPS16BNB</b>

## Wall Switches Flat Plate

### Characteristics:

- Unique patented LOOP terminal to allow neutral looping at the switch.
- Complies with BS EN 60669-1, a.c. only.
- 'X' rated - No need to de-rate for fluorescent loads.
- Capacity of each terminal 2 x 4.0mm<sup>2</sup> conductors.
- For mounting boxes see selection chart on page 58
- For multi-gang switches use of a 25mm mounting box will provide increased wiring space.
- Supplied with M3.5 x 20mm long fixing screws.

Description	Cat ref. White Insert	Cat ref. Black Insert
<b>Flat Plate 10AX 1 Gang 2 Way</b>		
Polished Steel	<b>WFPS12PSW</b>	<b>WFPS12PSB</b>
Brushed Steel	<b>WFPS12BSW</b>	<b>WFPS12BSB</b>
Black Nickel	-	<b>WFPS12BNB</b>
<b>Flat Plate 10AX 2 Gang 2 Way</b>		
Polished Steel	<b>WFPS22PSW</b>	<b>WFPS22PSB</b>
Brushed Steel	<b>WFPS22BSW</b>	<b>WFPS22BSB</b>
Black Nickel	-	<b>WFPS22BNB</b>
<b>Flat Plate 10AX 3 Gang 2 Way</b>		
Polished Steel	<b>WFPS32PSW</b>	<b>WFPS32PSB</b>
Brushed Steel	<b>WFPS32BSW</b>	<b>WFPS32BSB</b>
Black Nickel	-	<b>WFPS32BNB</b>
<b>Flat Plate 10AX 4 Gang 2 Way</b>		
Polished Steel	<b>WFPS42PSW</b>	<b>WFPS42PSB</b>
Brushed Steel	<b>WFPS42BSW</b>	<b>WFPS42BSB</b>
Black Nickel	-	<b>WFPS42BNB</b>
<b>Flat Plate 10AX 1 Gang 2 Way Wide Rocker</b>		
Polished Steel	<b>WFPS12WPSW</b>	<b>WFPS12WPSB</b>
Brushed Steel	<b>WFPS12WBSW</b>	<b>WFPS12WBSB</b>
Black Nickel	-	<b>WFPS12WBNB</b>
<b>Flat Plate 10AX 2 Gang 2 Way Wide Rocker</b>		
Polished Steel	<b>WFPS22WPSW</b>	<b>WFPS22WPSB</b>
Brushed Steel	<b>WFPS22WBSW</b>	<b>WFPS22WBSB</b>
Black Nickel	-	<b>WFPS22WBNB</b>
<b>Flat Plate Intermediate Switch</b>		
Polished Steel	<b>WFPS16PSW</b>	<b>WFPS16PSB</b>
Brushed Steel	<b>WFPS16BSW</b>	<b>WFPS16BSB</b>
Black Nickel	-	<b>WFPS16BNB</b>



WFPS22PSW



WFPS22WBSW



WFPS12BNB



**LOOP  
terminal**



WRDS2BN



WRDS2BS



## Dimmers Raised Plate

### Characteristics:

- Quick press for ON/OFF, hold button down to dim or brighten light level.
- Leading edge. Soft start feature prolongs lamp life.
- Suitable for dimming mains and dimmable transformer extra low voltage lamps.
- Automatic switch off in the case of transformer instability, protects the dimmer and the transformer.
- WR references supplied with M3.5 x 30mm long fixing screws. WF references supplied with M3.5 x 20mm long fixing screws.

Description	Cat ref.
<b>Raised Plate 1 Gang Dimmer 400W</b>	
Polished Steel	<b>WRDS1PS</b>
Brushed Steel	<b>WRDS1BS</b>
Black Nickel	<b>WRDS1BN</b>
<b>Raised Plate 2 Gang Dimmer 250W</b>	
Polished Steel	<b>WRDS2PS</b>
Brushed Steel	<b>WRDS2BS</b>
Black Nickel	<b>WRDS2BN</b>
<b>Raised Plate 3 Gang Dimmer 250W</b>	
Polished Steel	<b>WRDS3PS</b>
Brushed Steel	<b>WRDS3BS</b>
Black Nickel	<b>WRDS3BN</b>
<b>Raised Plate 4 Gang Dimmer 250W</b>	
Polished Steel	<b>WRDS4PS</b>
Brushed Steel	<b>WRDS4BS</b>
Black Nickel	<b>WRDS4BN</b>
<b>Raised Dimmer Switch Front Plate</b>	
1G Dimmer Switch Plate Kit Brushed Steel	<b>WRDRP1BSKIT</b>
1G Dimmer Switch Plate Kit Polished Steel	<b>WRDRP1PSKIT</b>
2G Dimmer Switch Plate Kit Brushed Steel	<b>WRDRP2BSKIT</b>
2G Dimmer Switch Plate Kit Polished Steel	<b>WRDRP2PSKIT</b>
3G Dimmer Switch Plate Kit Brushed Steel	<b>WRDRP3BSKIT</b>
3G Dimmer Switch Plate Kit Polished Steel	<b>WRDRP3PSKIT</b>
4G Dimmer Switch Plate Kit Brushed Steel	<b>WRDRP4BSKIT</b>
4G Dimmer Switch Plate Kit Polished Steel	<b>WRDRP4PSKIT</b>



WFDS1PS

## Dimmers Flat Plate

Description	Cat ref.
<b>Flat Plate 1 Gang Dimmer 400W</b>	
Polished Steel	<b>WFDS1PS</b>
Brushed Steel	<b>WFDS1BS</b>
Black Nickel	<b>WFDS1BN</b>
<b>Flat Plate 2 Gang Dimmer 250W</b>	
Polished Steel	<b>WFDS2PS</b>
Brushed Steel	<b>WFDS2BS</b>
Black Nickel	<b>WFDS2BN</b>
<b>Flat Plate 3 Gang Dimmer 250W</b>	
Polished Steel	<b>WFDS3PS</b>
Brushed Steel	<b>WFDS3BS</b>
Black Nickel	<b>WFDS3BN</b>
<b>Flat Plate 4 Gang Dimmer 250W</b>	
Polished Steel	<b>WFDS4PS</b>
Brushed Steel	<b>WFDS4BS</b>
Black Nickel	<b>WFDS4BN</b>
<b>Flat Dimmer Switch Front Plate</b>	
1G Dimmer Switch Plate Kit Brushed Steel	<b>WFDRP1BSKIT</b>
1G Dimmer Switch Plate Kit Polished Steel	<b>WFDRP1PSKIT</b>
2G Dimmer Switch Plate Kit Brushed Steel	<b>WFDRP2BSKIT</b>
2G Dimmer Switch Plate Kit Polished Steel	<b>WFDRP2PSKIT</b>
3G Dimmer Switch Plate Kit Brushed Steel	<b>WFDRP3BSKIT</b>
3G Dimmer Switch Plate Kit Polished Steel	<b>WFDRP3PSKIT</b>
4G Dimmer Switch Plate Kit Brushed Steel	<b>WFDRP4BSKIT</b>
4G Dimmer Switch Plate Kit Polished Steel	<b>WFDRP4PSKIT</b>

## Isolator Switches Raised Plate

### Characteristics:

- Complies with BS EN 60669-2-4.
- Capacity of each terminal 2 x 4.0mm<sup>2</sup> conductors.
- For mounting boxes see selection chart on page 58
- WR references supplied with M3.5 x 30mm long fixing screws.
- WF references supplied with M3.5 x 20mm long fixing screws.

Description	Cat ref. White Insert	Cat ref. Black Insert
<b>Raised Plate 3 Pole Fan Isolator Switch</b>		
Polished Steel	<b>WRPS3PIPSW</b>	<b>WRPS3PIPSB</b>
Brushed Steel	<b>WRPS3PIBSW</b>	<b>WRPS3PIBSB</b>
Black Nickel	-	<b>WRPS3PIBNB</b>



WRPS3PIPSW

## Isolator Switches Flat Plate

Description	Cat ref. White Insert	Cat ref. Black Insert
<b>Flat Plate 3 Pole Fan Isolator Switch</b>		
Polished Steel	<b>WFPS3PIPSW</b>	<b>WFPS3PIPSB</b>
Brushed Steel	<b>WFPS3PIBSW</b>	<b>WFPS3PIBSB</b>
Black Nickel	-	<b>WFPS3PIBNB</b>



WFPS3PIBNB

## Socket Outlets Raised Plates

### Characteristics:

- Unique patented three part safety shutter.
- Complies with BS 1363 Part 2, a.c only.
- Double pole switching mechanism on switched sockets.
- Twin socket comes with twin earth as standard.
- All terminals are upward facing with clearly printed terminal markings for ease of installation.
- Capacity of each terminal: 5 x 2.5mm<sup>2</sup> conductors, switched; 4 x 2.5mm<sup>2</sup> unswitched (for other sized conductors see terminal capacities on page 59).
- For mounting boxes see selection chart on page 58
- WR references supplied with M3.5 x 30mm long fixing screws.
- WF references supplied with M3.5 x 20mm long fixing screws.
- **Sockets with USB connections - Warning:** To avoid possible damage to the product or spurious insulation readings, please disconnect the product before carrying out insulation resistance testing.
- **Sockets with USB connections:** USB output: 5V DC 2.4A total max.
- All decorative USB sockets come with spacer colour matched to insert.

Description	Cat ref. White Insert	Cat ref. Black Insert
<b>Raised Plate 1 Gang Double Pole Switched Socket</b>		
Polished Steel	<b>WRSS81PSW</b>	<b>WRSS81PSB</b>
Brushed Steel	<b>WRSS81BSW</b>	<b>WRSS81BSB</b>
Black Nickel	-	<b>WRSS81BNB</b>



WRSS81BNB

### Raised Plate 2 Gang Double Pole Switched Socket Dual Earth

Polished Steel	<b>WRSS82PSW</b>	<b>WRSS82PSB</b>
Brushed Steel	<b>WRSS82BSW</b>	<b>WRSS82BSB</b>
Black Nickel	-	<b>WRSS82BNB</b>




WRSS82PSW-USB

### Raised Plate 5A 1 Gang Unswitched Socket

Polished Steel	<b>WRS51PSW</b>	<b>WRS51PSB</b>
Brushed Steel	<b>WRS51BSW</b>	<b>WRS51BSB</b>
Black Nickel	-	<b>WRS51BNB</b>

### Raised Plate 2 Gang Double Pole Dual Earth Switched Socket & Two USB Ports


Polished Steel	<b>WRSS82PSW-USBS</b>	<b>WRSS82PSB-USBS</b>
Brushed Steel	<b>WRSS82BSW-USBS</b>	<b>WRSS82BSB-USBS</b>
Black Nickel	-	<b>WRSS82BNB-USBS</b>



WFSS81BSW



WFSS82BNB-USB



WFSS82BSW-USB

## Socket Outlets Flat Plates

Description	Cat ref. White Insert	Cat ref. Black Insert
<b>Flat Plate 1 Gang Double Pole Switched Socket</b>		
Polished Steel	<b>WFSS81PSW</b>	<b>WFSS81PSB</b>
Brushed Steel	<b>WFSS81BSW</b>	<b>WFSS81BSB</b>
Black Nickel	-	<b>WFSS81BNB</b>
<b>Flat Plate 2 Gang Double Pole Switched Socket Dual Earth</b>		
Polished Steel	<b>WFSS82PSW</b>	<b>WFSS82PSB</b>
Brushed Steel	<b>WFSS82BSW</b>	<b>WFSS82BSB</b>
Black Nickel	-	<b>WFSS82BNB</b>
<b>Flat Plate 5A 1 Gang Unswitched Socket</b>		
Polished Steel	<b>WFSS51PSW</b>	<b>WFSS51PSB</b>
Brushed Steel	<b>WFSS51BSW</b>	<b>WFSS51BSB</b>
Black Nickel	-	<b>WFSS51BNB</b>
<b>Flat Plate 2 Gang Double Pole Dual Earth Switched Socket &amp; Two USB Ports</b>		
Polished Steel	<b>WFSS82PSW-USBS</b>	<b>WFSS82PSB-USBS</b>
Brushed Steel	<b>WFSS82BSW-USBS</b>	<b>WFSS82BSB-USBS</b>
Black Nickel	-	<b>WFSS82BNB-USBS</b>



**Fused Connection Units Raised Plate**

**Characteristics:**

- Complies with BS 1363-4.
- Single screw fast fix cable clamp accommodates up to 1.5mm<sup>2</sup> flexible cord.
- All terminals are upward facing with clearly printed terminal markings for ease of installation.
- Capacity of each terminal 2 x 6.0 mm<sup>2</sup> conductors.
- For mounting boxes see selection chart on page 58.
- WR references supplied with M3.5 x 30mm long fixing screws.
- WF references supplied with M3.5 x 20mm long fixing screws.

Description	Cat ref. White Insert	Cat ref. Black Insert
<b>Raised Plate 13A FCU Switched</b>		
Polished Steel	<b>WRSSU83PSW</b>	<b>WRSSU83PSB</b>
Brushed Steel	<b>WRSSU83BSW</b>	<b>WRSSU83BSB</b>
Black Nickel	-	<b>WRSSU83BNB</b>
<b>Raised Plate 13A FCU Switched with Flex Outlet</b>		
Polished Steel	<b>WRSSU83FOPSW</b>	<b>WRSSU83FOPSB</b>
Brushed Steel	<b>WRSSU83FOBSW</b>	<b>WRSSU83FOBSB</b>
Black Nickel	-	<b>WRSSU83FOBNB</b>
<b>Raised Plate 13A FCU Unswitched</b>		
Polished Steel	<b>WRSU83PSW</b>	<b>WRSU83PSB</b>
Brushed Steel	<b>WRSU83BSW</b>	<b>WRSU83BSB</b>
Black Nickel	-	<b>WRSU83BNB</b>



WRSSU83FOBSW

**Fused Connection Units Flat Plate**

Description	Cat ref. White Insert	Cat ref. Black Insert
<b>Flat Plate 13A FCU Switched</b>		
Polished Steel	<b>WFSSU83PSW</b>	<b>WFSSU83PSB</b>
Brushed Steel	<b>WFSSU83BSW</b>	<b>WFSSU83BSB</b>
Black Nickel	-	<b>WFSSU83BNB</b>
<b>Flat Plate 13A FCU Switched with Flex Outlet</b>		
Polished Steel	<b>WFSSU83FOPSW</b>	<b>WFSSU83FOPSB</b>
Brushed Steel	<b>WFSSU83FOBSW</b>	<b>WFSSU83FOBSB</b>
Black Nickel	-	<b>WFSSU83FOBNB</b>
<b>Flat Plate 13A FCU Unswitched</b>		
Polished Steel	<b>WFSU83PSW</b>	<b>WFSU83PSB</b>
Brushed Steel	<b>WFSU83BSW</b>	<b>WFSU83BSB</b>
Black Nickel	-	<b>WFSU83BNB</b>



WFSU83BSW



WFSSU83FOBNB



WRDP84BNB

## Double Pole Switches Raised Plate (20A)

### Characteristics:

- Complies with BS EN 60699-2-4 AC only.
- Single screw fast fix cable clamp accommodates up to 1.5mm<sup>2</sup> flexible cord.
- All terminals are upward facing with clearly printed terminal markings for ease of installation.
- Capacity of each terminal 2 x 6.0mm<sup>2</sup> conductors.
- For mounting boxes see selection chart on page 58.
- WR references supplied with M3.5 x 30mm long fixing screws.
- WF references supplied with M3.5 x 20mm long fixing screws.

Description	Cat ref. White Insert	Cat ref. Black Insert
<b>Raised Plate 20A Double Pole Switch</b>		
Polished Steel	<b>WRDP84PSW</b>	<b>WRDP84PSB</b>
Brushed Steel	<b>WRDP84BSW</b>	<b>WRDP84BSB</b>
Black Nickel	-	<b>WRDP84BNB</b>
<b>Raised Plate 20A Double Pole Switch with Flex Outlet</b>		
Polished Steel	<b>WRDP84FOPSW</b>	<b>WRDP84FOPSB</b>
Brushed Steel	<b>WRDP84FOBSW</b>	<b>WRDP84FOBSB</b>
Black Nickel	-	<b>WRDP84FOBNB</b>
<b>Raised Plate 20A Double Pole Switch with LED Indicator</b>		
Polished Steel	<b>WRDP84NPSW</b>	<b>WRDP84NPSB</b>
Brushed Steel	<b>WRDP84NBSW</b>	<b>WRDP84NBSB</b>
Black Nickel	-	<b>WRDP84NBNB</b>



WFDP84FOPSW

## Double Pole Switches Flat Plate (20A)

Description	Cat ref. White Insert	Cat ref. Black Insert
<b>Flat Plate 20A Double Pole Switch</b>		
Polished Steel	<b>WFDP84PSW</b>	<b>WFDP84PSB</b>
Brushed Steel	<b>WFDP84BSW</b>	<b>WFDP84BSB</b>
Black Nickel	-	<b>WFDP84BNB</b>
<b>Flat Plate 20A Double Pole Switch with Flex Outlet</b>		
Polished Steel	<b>WFDP84FOPSW</b>	<b>WFDP84FOPSB</b>
Brushed Steel	<b>WFDP84FOBSW</b>	<b>WFDP84FOBSB</b>
Black Nickel	-	<b>WFDP84FOBNB</b>
<b>Flat Plate 20A Double Pole Switch with LED Indicator</b>		
Polished Steel	<b>WFDP84NPSW</b>	<b>WFDP84NPSB</b>
Brushed Steel	<b>WFDP84NBSW</b>	<b>WFDP84NBSB</b>
Black Nickel	-	<b>WFDP84NBNB</b>



WFDP84BSW

## Double Pole Switches Raised Plate (50A)

### Characteristics:

- Complies with BS EN 60669-2-4.
- Rated conditional short circuit current ( $I_{nc}$ ) 1500A tested with Hager **MTN150** 6kA B curve MCB.
- All terminals are upward facing with clearly printed terminal markings for ease of installation.
- Capacity of each terminal 2 x 6mm<sup>2</sup>, 1 x 10mm<sup>2</sup>.
- For mounting boxes see selection chart on page 58.
- WR references supplied with M3.5 x 30mm long fixing screws.
- WF references supplied with M3.5 x 20mm long fixing screws.

Description	Cat ref. White Insert	Cat ref. Black Insert
<b>Raised Plate 50A Double Pole Switch 1 Gang with LED Indicator</b>		
Polished Steel	<b>WRDP50NPSW</b>	<b>WRDP50NPSB</b>
Brushed Steel	<b>WRDP50NBSW</b>	<b>WRDP50NBSB</b>
Black Nickel	-	<b>WRDP50NBNB</b>

## Double Pole Switches Flat Plate (50A)

Description	Cat ref. White Insert	Cat ref. Black Insert
<b>Flat Plate 50A Double Pole Switch 1 Gang with LED Indicator</b>		
Polished Steel	<b>WFDP50NPSW</b>	<b>WFDP50NPSB</b>
Brushed Steel	<b>WFDP50NBSW</b>	<b>WFDP50NBSB</b>
Black Nickel	-	<b>WFDP50NBNB</b>



WFDP50NPSB

## Tall Double Pole Switches Raised Plate (50A)

Description	Cat ref. White Insert	Cat ref. Black Insert
<b>Raised Plate 50A Tall Double Pole Switch 1 Gang with LED Indicator</b>		
Polished Steel	<b>WRDP50VNPSW</b>	<b>WRDP50VNPSB</b>
Brushed Steel	<b>WRDP50VNBSW</b>	<b>WRDP50VNBSB</b>
Black Nickel	-	<b>WRDP50VBNB</b>

## Tall Double Pole Switches Flat Plate (50A)

Description	Cat ref. White Insert	Cat ref. Black Insert
<b>Flat Plate 50A Tall Double Pole Switch 1 Gang with LED Indicator</b>		
Polished Steel	<b>WFDP50VNPSW</b>	<b>WFDP50VNPSB</b>
Brushed Steel	<b>WFDP50VNBSW</b>	<b>WFDP50VNBSB</b>
Black Nickel	-	<b>WFDP50VBNB</b>



WFDP50VNBSB



WRSO100PSW

## Shaver Socket Raised Plate

### Characteristics:

- Complies with BS EN 61558-2-5.
- Capacity of each terminal 2 x 2.5mm<sup>2</sup> conductors.
- Designed for use in bath/shower rooms & incorporates a double wound transformer for an earth free supply.
- Designed to supply electric shavers, toothbrushes, and similar appliances rated 50 VA or less.
- Input 230V AC output dual voltage 230V AC and 115V AC outlets.
- Rating 20VA on either voltage.
- Primary circuit protected by a self resetting thermal overload device.
- Insertion of shaver plug automatically switches on the transformer.
- WR references supplied with M3.5 x 30mm long fixing screws.
- WF references supplied with M3.5 x 20mm long fixing screws.

Description	Cat ref. White Insert	Cat ref. Black Insert
<b>Raised Plate 115/230V Shaver Socket</b>		
Polished Steel	<b>WRSO100PSW</b>	<b>WRSO100PSB</b>
Brushed Steel	<b>WRSO100BSW</b>	<b>WRSO100BSB</b>
Black Nickel	-	<b>WRSO100BNB</b>




WFSO100PSW

## Shaver Socket Flat Plate

Description	Cat ref. White Insert	Cat ref. Black Insert
<b>Flat Plate 115/230V Shaver Socket</b>		
Polished Steel	<b>WFSO100PSW</b>	<b>WFSO100PSB</b>
Brushed Steel	<b>WFSO100BSW</b>	<b>WFSO100BSB</b>
Black Nickel	-	<b>WFSO100BNB</b>

# Sollysta Decorative Double Socket with USB



# Style

# & Substance

With built-in intelligent connection for improved charging speed and our patented three pin shutter mechanism, it has all of the high quality Sollysta features you have come to love.

For more information visit [hager.ie](http://hager.ie)

**:hager**



WRRJ45PSW

### Data Raised Plate

**Characteristics:**

- Supplied with fitted cable tie.
- Quick connection with insulation displacement terminals.
- Clearly printed terminal marking.
- WR references supplied with M3.5 x 30mm long fixing screws.
- WF references supplied with M3.5 x 20mm long fixing screws.

Description	Cat ref. White Insert	Cat ref. Black Insert
<b>Raised Plate RJ45 Socket</b>		
Polished Steel	<b>WRRJ45PSW</b>	<b>WRRJ45PSB</b>
Brushed Steel	<b>WRRJ45BSW</b>	<b>WRRJ45BSB</b>
Black Nickel	-	<b>WRRJ45BNB</b>



WFRJ45PSB

### Data Flat Plate

Description	Cat ref. White Insert	Cat ref. Black Insert
<b>Flat Plate RJ45 Socket</b>		
Polished Steel	<b>WFRJ45PSW</b>	<b>WFRJ45PSB</b>
Brushed Steel	<b>WFRJ45BSW</b>	<b>WFRJ45BSB</b>
Black Nickel	-	<b>WFRJ45BNB</b>



**TV & Satellite Raised Plate**

**Characteristics:**

- TV outlets comply with BS 3041.
- Satellite outlets comply with BS EN 50083-2.
- Fully screened.
- DAB compatible.
- WR references supplied with M3.5 x 30mm long fixing screws.
- WF references supplied with M3.5 x 20mm long fixing screws.

Description	Cat ref. White Insert	Cat ref. Black Insert
-------------	-----------------------	-----------------------

**Raised Plate Single F Type Satellite Outlet Screened**

Polished Steel	<b>WRSATPSW</b>	<b>WRSATPSB</b>
Brushed Steel	<b>WRSATBSW</b>	<b>WRSATBSB</b>
Black Nickel	-	<b>WRSATBNB</b>



WRSATBSW

**Raised Plate Single CO-AX TV Outlet Female**

Polished Steel	<b>WRTVFPSW</b>	<b>WRTVFPSB</b>
Brushed Steel	<b>WRTVFBWS</b>	<b>WRTVFBWSB</b>
Black Nickel	-	<b>WRTVFBNB</b>



WRSATPSW

**Raised Plate Double TV & FM/DAB CO-AX Socket Outlet**

Polished Steel	<b>WRDXPSW</b>	<b>WRDXPSB</b>
Brushed Steel	<b>WRDXBSW</b>	<b>WRDXBSB</b>
Black Nickel	-	<b>WRDXBNB</b>

**Raised Plate Triplexer TV, FM/DAB & Satellite Outlet**

Polished Steel	<b>WRTXPSW</b>	<b>WRTXPSB</b>
Brushed Steel	<b>WRTXBSW</b>	<b>WRTXBSB</b>
Black Nickel	-	<b>WRTXBNB</b>



WRTXBNB

**Raised Plate Quadplexer TV, FM/DAB, Satellite 1 & Satellite 2 Outlet**

Polished Steel	<b>WRQXPSW</b>	<b>WRQXPSB</b>
Brushed Steel	<b>WRQXBSW</b>	<b>WRQXBSB</b>
Black Nickel	-	<b>WRQXBNB</b>

**TV & Satellite Flat Plate**

Description	Cat ref. White Insert	Cat ref. Black Insert
-------------	-----------------------	-----------------------

**Flat Plate Single F Type Satellite Outlet Screened**


Polished Steel	<b>WFSATPSW</b>	<b>WFSATPSB</b>
Brushed Steel	<b>WFSATBSW</b>	<b>WFSATBSB</b>
Black Nickel	-	<b>WFSATBNB</b>



WFTVFBSW

**Flat Plate Single CO-AX TV Outlet Female**

Polished Steel	<b>WFTVFPSW</b>	<b>WFTVFPSB</b>
Brushed Steel	<b>WFTVFBWS</b>	<b>WFTVFBWSB</b>
Black Nickel	-	<b>WFTVFBNB</b>



WFDXBSW

## TV & Satellite Flat Plate Continued

Description	Cat ref. White Insert	Cat ref. Black Insert
<b>Flat Plate Double TV &amp; FM/DAB CO-AX Socket Outlet</b>		
Polished Steel	<b>WFDXPSW</b>	<b>WFDXPSB</b>
Brushed Steel	<b>WFDXBSW</b>	<b>WFDXBSB</b>
Black Nickel	-	<b>WFDXBNB</b>
<b>Flat Plate Triplexer TV, FM/DAB &amp; Satellite Outlet</b>		
Polished Steel	<b>WFTXPSW</b>	<b>WFTXPSB</b>
Brushed Steel	<b>WFTXBSW</b>	<b>WFTXBSB</b>
Black Nickel	-	<b>WFTXBNB</b>
<b>Flat Plate Quadplexer TV, FM/DAB, Satellite 1 &amp; Satellite 2 Outlet</b>		
Polished Steel	<b>WFQXPSW</b>	<b>WFQXPSB</b>
Brushed Steel	<b>WFQXBSW</b>	<b>WFQXBSB</b>
Black Nickel	-	<b>WFQXBNB</b>



WRP1EUPSB

## Euro Frontplates Raised Plate

### Characteristics:

- Carrier plates facilitate installation of industry standard modules.
- Easy to configure for all applications.
- Quick release of modules for maintenance.
- WR references supplied with M3.5 x 30mm long fixing screws.
- WF references supplied with M3.5 x 20mm long fixing screws.

Description	Cat ref. White Insert	Cat ref. Black Insert
<b>Raised Plate 1 Module</b>		
Polished Steel	<b>WRP1EUPSW</b>	<b>WRP1EUPSB</b>
Brushed Steel	<b>WRP1EUBSW</b>	<b>WRP1EUBSB</b>
Black Nickel	-	<b>WRP1EUBNB</b>
<b>Raised Plate 2 Modules</b>		
Polished Steel	<b>WRP2EUPSW</b>	<b>WRP2EUPSB</b>
Brushed Steel	<b>WRP2EUBSW</b>	<b>WRP2EUBSB</b>
Black Nickel	-	<b>WRP2EUBNB</b>
<b>Raised Plate 4 Modules</b>		
Polished Steel	<b>WRP4EUPSW</b>	<b>WRP4EUPSB</b>
Brushed Steel	<b>WRP4EUBSW</b>	<b>WRP4EUBSB</b>
Black Nickel	-	<b>WRP4EUBNB</b>



WRP1EUPSB

## Euro Frontplates Flat Plate

### Characteristics:

- Carrier plates facilitate installation of industry standard modular data outlets.
- Easy to configure for all applications.
- Quick release of modules for maintenance.
- WR references supplied with M3.5 x 30mm long fixing screws.
- WF references supplied with M3.5 x 20mm long fixing screws.

Description	Cat ref. White Insert	Cat ref. Black Insert
<b>Flat Plate 1 Module</b>		
Polished Steel	<b>WFP1EUPSW</b>	<b>WFP1EUPSB</b>
Brushed Steel	<b>WFP1EUBSW</b>	<b>WFP1EUBSB</b>
Black Nickel	-	<b>WFP1EUBNB</b>
<b>Flat Plate 2 Modules</b>		
Polished Steel	<b>WFP2EUPSW</b>	<b>WFP2EUPSB</b>
Brushed Steel	<b>WFP2EUBSW</b>	<b>WFP2EUBSB</b>
Black Nickel	-	<b>WFP2EUBNB</b>
<b>Flat Plate 4 Modules</b>		
Polished Steel	<b>WFP4EUPSW</b>	<b>WFP4EUPSB</b>
Brushed Steel	<b>WFP4EUBSW</b>	<b>WFP4EUBSB</b>
Black Nickel	-	<b>WFP4EUBNB</b>



WFP1EUBSB



WFP1EUBNB

## Euro Style Modules

Description	Mod Width	Cat ref. (White)	Cat ref. (Black)
BT Telephone Master Euromodule	1	<b>WMMBTM</b>	<b>WMMBTMB</b>
BT Telephone Secondary Euromodule	1	<b>WMMBTS</b>	<b>WMMBTMB</b>
RJ11 - Modem Euromodule	1	<b>WMMRJ11</b>	<b>WMMRJ11B</b>
RJ45 - Cat 6 UTP Euromodule	1	<b>WMMRJ45</b>	<b>WMMRJ45B</b>
Phono Plugs - Red/Black - Gold Plated Euromodule	1	<b>WMMPP</b>	-
Speaker Terminal Posts - Gold Plated Euromodule	1	<b>WMMSP</b>	-
Single IEC Female Non Isolated Euromodule	1	<b>WMMTVF</b>	<b>WMMTVFB</b>
Single IEC Male Non Isolated Euromodule	1	<b>WMMTVM</b>	<b>WMMTVMB</b>
Single Satellite F Connector Euromodule	1	<b>WMMSAT</b>	<b>WMMSATB</b>
Single Blank Euromodule	1	<b>WMMB</b>	<b>WMMBB</b>
PIR Occupancy Sensor Euromodule 5m	1	<b>WMMPIR05X</b>	-
PIR Occupancy Sensor Euromodule 10m	1	<b>WMMPIR10X</b>	-
HDMI Module	2	<b>WMMHDMI</b>	<b>WMMHDMIB</b>
Diplexer - TV & FM Radio Euromodule	2	<b>WMMDX</b>	<b>WMMDXB</b>
Triplexer - TV, Satellite & FM Radio Euromodule	2	<b>WMMTX</b>	<b>WMMTXB</b>
Quadplexer - TV, Satellite, FM Radio & Return Euromodule	2	<b>WMMQX</b>	<b>WMMQXB</b>




WMMBTM

WMMSAT



WMMQXB



WFTVLPPSW

### Euro Lounge Plates


Description	Cat ref. White Insert	Cat ref. Black Insert
<b>Flat Plate Lounge Plate for TV, Power &amp; Data</b>		
Polished Steel	<b>WFTVLPPSW</b>	<b>WFTVLPPSB</b>
Brushed Steel	<b>WFTVLPBSW</b>	<b>WFTVLPBSB</b>
Black Nickel	-	<b>WFTVLPBNB</b>
White Metal	<b>WFTVLPWW</b>	-
<b>Raised Plate Lounge Plate for TV, Power &amp; Data</b>		
White Metal	<b>WRTVLPWW</b>	-
<b>Lounge Plate Back Box</b>		
Steel	<b>WFTVBOX</b>	-



WFGP1PS

### Grid Plates Raised Plate

Description	Cat ref.
<b>Raised Plate 1 Gang Grid Plate</b>	
Polished Steel	<b>WRGP1PS</b>
Brushed Steel	<b>WRGP1BS</b>
Black Nickel	<b>WRGP1BN</b>
<b>Raised Plate 2 Gang Grid Plate</b>	
Polished Steel	<b>WRGP2PS</b>
Brushed Steel	<b>WRGP2BS</b>
Black Nickel	<b>WRGP2BN</b>
<b>Raised Plate 3 Gang Grid Plate</b>	
Polished Steel	<b>WRGP3PS</b>
Brushed Steel	<b>WRGP3BS</b>
Black Nickel	<b>WRGP3BN</b>
<b>Raised Plate 4 Gang Grid Plate</b>	
Polished Steel	<b>WRGP4PS</b>
Brushed Steel	<b>WRGP4BS</b>
Black Nickel	<b>WRGP4BN</b>
<b>Raised Plate 6 Gang (3 x 2) Grid Plate</b>	
Polished Steel	<b>WRGP6PS</b>
Brushed Steel	<b>WRGP6BS</b>
Black Nickel	<b>WRGP6BN</b>
<b>Raised Plate 8 Gang (4 x 2) Grid Plate</b>	
Polished Steel	<b>WRGP8PS</b>
Brushed Steel	<b>WRGP8BS</b>
Black Nickel	<b>WRGP8BN</b>
<b>Raised Plate 12 Gang (4 x 3) Grid Plate</b>	
Polished Steel	<b>WRGP12PS</b>
Brushed Steel	<b>WRGP12BS</b>
Black Nickel	<b>WRGP12BN</b>




WRGP12BS

**Grid Plates Flat Plate**

Description	Cat ref.
<b>Flat Plate 1 Gang Grid Plate</b>	
Polished Steel	<b>WFGP1PS</b>
Brushed Steel	<b>WFGP1BS</b>
Black Nickel	<b>WFGP1BN</b>
<b>Flat Plate 2 Gang Grid Plate</b>	
Polished Steel	<b>WFGP2PS</b>
Brushed Steel	<b>WFGP2BS</b>
Black Nickel	<b>WFGP2BN</b>
<b>Flat Plate 3 Gang Grid Plate</b>	
Polished Steel	<b>WFGP3PS</b>
Brushed Steel	<b>WFGP3BS</b>
Black Nickel	<b>WFGP3BN</b>
<b>Flat Plate 4 Gang Grid Plate</b>	
Polished Steel	<b>WFGP4PS</b>
Brushed Steel	<b>WFGP4BS</b>
Black Nickel	<b>WFGP4BN</b>
<b>Flat Plate 6 Gang (3 x 2) Grid Plate</b>	
Polished Steel	<b>WFGP6PS</b>
Brushed Steel	<b>WFGP6BS</b>
Black Nickel	<b>WFGP6BN</b>
<b>Flat Plate 8 Gang (4 x 2) Grid Plate</b>	
Polished Steel	<b>WFGP8PS</b>
Brushed Steel	<b>WFGP8BS</b>
Black Nickel	<b>WFGP8BN</b>
<b>Flat Plate 12 Gang (4 x 3) Grid Plate</b>	
Polished Steel	<b>WFGP12PS</b>
Brushed Steel	<b>WFGP12BS</b>
Black Nickel	<b>WFGP12BN</b>



WFGP1PS



WFGP2BS

**Grid Frames**

Description	Cat ref.
<b>Frames for White Moulded and Decorative Raised Plate ranges</b>	
1 Gang Frame	<b>WMGF1</b>
2 Gang Frame	<b>WMGF2</b>
3/4 Gang Frame	<b>WMGF34</b>
<b>Frames for Decorative Flat Plate ranges</b>	
1 Gang Frame	<b>WFGF1</b>
2 Gang Frame	<b>WFGF2</b>
3/4 Gang Frame	<b>WFGF34</b>



WMGF34



WMGKS



WMGB1



WMINDRED



WMGSDP2/CHD



WMGSDP2/EF

## Grid Switches - White Moulded Finish

### Characteristics:

- Complies with BS EN 606691-1 switches, BS 5733 fuse carrier.
- Shallowest switch modules which clip in from the front for ease of installation and maintenance.
- Terminal screw can be accessed with modules clipped into frames.
- Frames locate to finished wall level.
- Frames clip together to ease alignment for 6 gang and 8 gang applications.
- We also offer a bespoke printing service for your individual requirements. Please contact our Customer Service at [customer.service@hager.ie](mailto:customer.service@hager.ie) for further details.

Description	Cat ref. White Insert	Cat ref. Black Insert
<b>Grid Switches</b>		
Blank Module	<b>WMGB1</b>	-
20AX 2 Way Single Pole Switch	<b>WMGS12</b>	-
20A Intermediate Switch	<b>WMGS16</b>	-
20A 2 Way Retractive Switch	<b>WMGS22R</b>	<b>WMGS22RB</b>
20A 1 Way Double Pole Switch	<b>WMGSDP2</b>	-
20A 1 Way Double Pole Switch with LED Indicator	<b>WMGSDP2N</b>	-
20A Double Pole Key Switch	<b>WMGKS</b>	<b>WMGKSB</b>
20A Double Pole Key Switch Printed 'Emergency Lighting Test'	<b>WMGKS/EL</b>	-
13A Fuse Carrier	<b>WMGFU13</b>	-
Dimmer Switch	<b>WMGSD1S</b>	<b>WMGSD1SB</b>
Dimmer Switch Leading Edge	<b>WMGSD1L</b>	<b>WMGSD1LB</b>
Dimmer Switch Trailing Edge	<b>WMGSD1T</b>	<b>WMGSD1TB</b>
Red Indicator	<b>WMINDRED</b>	<b>WMINDREDB</b>
2 Way & Centre Off Latching Switch	<b>WMGS13L</b>	<b>WMGS13LB</b>
2 Way & Centre Off Latching Switch Red Rocker	<b>WMGS13LR</b>	-
2 Way & Centre Off Retractive Switch	<b>WMGS13R</b>	<b>WMGS13RB</b>
2 Way & Centre Off Retractive Switch Red Rocker	<b>WMGS13RR</b>	-
13A Fused Connection Unit Unswitched with LED	<b>WMGSU83N</b>	-
<b>20A 1 Way Double Pole Grid Switches - Printed</b>		
Printed 'Cooker Hood'	<b>WMGSDP2/CHD</b>	<b>WMGSDP2B/CHD</b>
Printed 'Dishwasher'	<b>WMGSDP2/DW</b>	<b>WMGSDP2B/DW</b>
Printed 'Extract Fan'	<b>WMGSDP2/EF</b>	<b>WMGSDP2B/EF</b>
Printed 'Fridge Freezer'	<b>WMGSDP2/FF</b>	<b>WMGSDP2B/FF</b>
Printed 'Freezer'	<b>WMGSDP2/FRE</b>	<b>WMGSDP2B/FRE</b>
Printed 'Fridge'	<b>WMGSDP2/FRI</b>	<b>WMGSDP2B/FRI</b>
Printed 'Hob'	<b>WMGSDP2/HB</b>	<b>WMGSDP2B/HB</b>
Printed 'Heating'	<b>WMGSDP2/HTG</b>	<b>WMGSDP2B/HTG</b>
Printed 'Microwave'	<b>WMGSDP2/MW</b>	<b>WMGSDP2B/MW</b>
Printed 'Micro Wave'	<b>WMGSDP2/MW2</b>	<b>WMGSDP2B/MW2</b>
Printed 'Tumble Dryer'	<b>WMGSDP2/TD</b>	<b>WMGSDP2B/TD</b>
Printed 'Waste Disposal'	<b>WMGSDP2/WD</b>	<b>WMGSDP2B/WD</b>
Printed 'Washing Machine'	<b>WMGSDP2/WM</b>	<b>WMGSDP2B/WM</b>
Printed 'Oven'	<b>WMGSDP2/OV</b>	<b>WMGSDP2B/OV</b>
Printed 'Wine Cooler'	<b>WMGSDP2/WC</b>	<b>WMGSDP2B/WC</b>
Printed 'Hot Water'	<b>WMGSDP2/HW</b>	<b>WMGSDP2B/HW</b>
Printed 'Coffee Maker'	<b>WMGSDP2/CM</b>	<b>WMGSDP2B/CM</b>
Printed 'Hot Drawer'	<b>WMGSDP2/HD</b>	<b>WMGSDP2B/HD</b>
Printed 'Fan Boost'	<b>WMGSDP2/FB</b>	<b>WMGSDP2B/FB</b>
Printed 'Outside Socket'	<b>WMGSDP2/OS</b>	<b>WMGSDP2B/OS</b>
Printed 'Steam Oven'	<b>WMGSDP2/SOV</b>	
Printed 'Boiler'	<b>WMGSDP2/BOI</b>	-
Printed 'Outside Light'	<b>WMGSDP2/OL</b>	-
Printed 'Plinth Heater'	<b>WMGSDP2/PH</b>	-



## Grid Switches - Printed

### Characteristics:

- Complies with BS EN 606691-1 switches, BS 5733 fuse carrier.
- Shallowest switch modules which clip in from the front for ease of installation and maintenance.
- Terminal screw can be accessed with modules clipped into frames.
- Frames locate to finished wall level.
- Frames clip together to ease alignment for 6 gang and 8 gang applications.
- We also offer a bespoke printing service for your individual requirements. Please contact our Customer Service at [customer.service@hager.ie](mailto:customer.service@hager.ie) for further details.

Description	Cat ref. White Insert	Cat ref. Black Insert
<b>20A 1 Way Double Pole Grid Switches with LED Indicator - Printed</b>		
Printed 'Cooker Hood'	<b>WMGSDP2N/CHD</b>	<b>WMGSDP2NB/CHD</b>
Printed 'Dishwasher'	<b>WMGSDP2N/DW</b>	<b>WMGSDP2NB/DW</b>
Printed 'Extract Fan'	<b>WMGSDP2N/EF</b>	<b>WMGSDP2NB/EF</b>
Printed 'Fridge Freezer'	<b>WMGSDP2N/FF</b>	<b>WMGSDP2NB/FF</b>
Printed 'Freezer'	<b>WMGSDP2N/FRE</b>	<b>WMGSDP2NB/FRE</b>
Printed 'Fridge'	<b>WMGSDP2N/FRI</b>	<b>WMGSDP2NB/FRI</b>
Printed 'Hob'	<b>WMGSDP2N/HB</b>	<b>WMGSDP2NB/HB</b>
Printed 'Heating'	<b>WMGSDP2N/HTG</b>	<b>WMGSDP2NB/HTG</b>
Printed 'Microwave'	<b>WMGSDP2N/MW</b>	<b>WMGSDP2NB/MW</b>
Printed 'Tumble Dryer'	<b>WMGSDP2N/TD</b>	<b>WMGSDP2NB/TD</b>
Printed 'Waste Disposal'	<b>WMGSDP2N/WD</b>	<b>WMGSDP2NB/WD</b>
Printed 'Washing Machine'	<b>WMGSDP2N/WM</b>	<b>WMGSDP2NB/WM</b>
Printed 'Oven'	<b>WMGSDP2N/OV</b>	<b>WMGSDP2NB/OV</b>
Printed 'Outside Socket'	<b>WMGSDP2N/OS</b>	-
Printed 'Outside Light'	<b>WMGSDP2N/OL</b>	-
Printed 'Plinth Heater'	<b>WMGSDP2N/PH</b>	-



WMGSDP2N/CHD



WMGSDP2N/DW



WMGSDP2N/EF



WMGSDP2N/FF



WMGSDP2N/MW



WMGB1BSW



WMGS12PSB



WMGB1BNB



WMGB1BSW

## Grid Switches - Decorative Finish

### Characteristics:

- Complies with BS EN 606691-1 switches, BS 5733 fuse carrier.
- Shallowest switch modules for ease of installation.
- Modules clip from the front for ease of installation and maintenance.
- Terminal screw can be accessed with modules clipped into frames.
- Frames locate to finished wall level.
- Frames clip to ease alignment for 6 gang and 8 gang applications.

Description	Cat ref. White Insert	Cat ref. Black Insert
<b>20AX 2 Way Single Pole Switch</b>		
Polished Steel	<b>WMGS12PSW</b>	<b>WMGS12PSB</b>
Brushed Steel	<b>WMGS12BSW</b>	<b>WMGS12BSB</b>
Black Nickel	-	<b>WMGS12BNB</b>
<b>20A Intermediate Switch</b>		
Polished Steel	<b>WMGS16PSW</b>	<b>WMGS16PSB</b>
Brushed Steel	<b>WMGS16BSW</b>	<b>WMGS16BSB</b>
Black Nickel	-	<b>WMGS16BNB</b>
<b>20A 2 Way Retractive Switch</b>		
Polished Steel	<b>WMGS22RPSW</b>	<b>WMGS22RPSB</b>
Brushed Steel	<b>WMGS22RBSW</b>	<b>WMGS22RBSB</b>
Black Nickel	-	<b>WMGS22RBNB</b>
<b>20A 1 Way Double Pole Switch</b>		
Polished Steel	<b>WMGSDP2PSW</b>	<b>WMGSDP2PSB</b>
Brushed Steel	<b>WMGSDP2BSW</b>	<b>WMGSDP2BSB</b>
Black Nickel	-	<b>WMGSDP2BNB</b>
<b>13A Fuse Carrier</b>		
Polished Steel	<b>WMGFU13PSW</b>	<b>WMGFU13PSB</b>
Brushed Steel	<b>WMGFU13BSW</b>	<b>WMGFU13BSB</b>
Black Nickel	-	<b>WMGFU13BNB</b>
<b>Blank Module</b>		
Polished Steel	<b>WMGB1PSW</b>	<b>WMGB1PSB</b>
Brushed Steel	<b>WMGB1BSW</b>	<b>WMGB1BSB</b>
Black Nickel	-	<b>WMGB1BNB</b>



WRP2PS

**Blank Plates Raised Plate**

**Characteristics:**

- WR references supplied with M3.5 x 30mm long fixing screws.
- WF references supplied with M3.5 x 20mm long fixing screws.

Description	Cat ref.
<b>Raised Plate Switch Blank Plate</b>	
Polished Steel	<b>WRP1PS</b>
Brushed Steel	<b>WRP1BS</b>
Black Nickel	<b>WRP1BN</b>
<b>Raised Plate Twin Blank Plate</b>	
Polished Steel	<b>WRP2PS</b>
Brushed Steel	<b>WRP2BS</b>
Black Nickel	<b>WRP2BN</b>



WFP1BS

**Blank Plates Flat Plate**

Description	Cat ref.
<b>Flat Plate Switch Blank Plate</b>	
Polished Steel	<b>WFP1PS</b>
Brushed Steel	<b>WFP1BS</b>
Black Nickel	<b>WFP1BN</b>
<b>Flat Plate Twin Blank Plate</b>	
Polished Steel	<b>WFP2PS</b>
Brushed Steel	<b>WFP2BS</b>
Black Nickel	<b>WFP2BN</b>



WPPS12



WPDP50VN

## Metalclad Wall Switches

### Characteristics:

- Unique patented LOOP terminal to allow neutral looping at the switch.
- Complies with BS EN 60669-1, a.c only.
- 'X' rated - No need to de-rate for fluorescent loads.
- Capacity of each terminal 2 x 4.0mm<sup>2</sup> conductors.
- Available as plate only for installation with standard wall box.

Description	Cat ref. Plate Only	Cat ref. With Backbox Without Knockouts	Cat ref. With Backbox With Knockouts
<b>Wall Switches Grey</b>			
50A Double Pole Switch 1 Gang with LED Indicator	<b>WPDP50N</b>	<b>WPDP50NB</b>	<b>WPDP50NBKO</b>
20A Double Pole Switch with Flex Outlet	<b>WPDP84FO</b>	<b>WPDP84FOB</b>	<b>WPDP84FOBKO</b>
20A Double Pole Switch with LED Indicator & Flex Outlet	<b>WPDP84FON</b>	<b>WPDP84FONB</b>	<b>WPDP84FONBKO</b>
10AX 1 Gang 2 Way Wall Switch	<b>WPPS12</b>	<b>WPPS12B</b>	<b>WPPS12BKO</b>
10AX 2 Gang 2 Way Wall Switch	<b>WPPS22</b>	<b>WPPS22B</b>	<b>WPPS22BKO</b>
10AX 3 Gang 2 Way Wall Switch	<b>WPPS32</b>	<b>WPPS32B</b>	<b>WPPS32BKO</b>
10AX Push Switch	<b>WPPS12R</b>	<b>WPPS12RB</b>	<b>WPPS12RBKO</b>

## Tall Double Pole Switches Raised Plate (50A)

Description	Cat ref. White Insert	Cat ref. Black Insert
<b>Raised Plate 50A Tall Double Pole Switch 2 Gang with LED Indicator</b>		
Grey Raised Plate 50A Tall Double Pole Switch 2 Gang with LED Indicator	<b>WPDP50VN</b>	-



WPSS81

## Metalclad Socket Outlets

### Characteristics:

- Unique patented three part safety shutter.
- Complies with BS 1363-2, a.c only.
- Double pole switching mechanism on switched sockets.
- Twin socket comes with twin earth as standard.
- Terminal screws grouped in-line and upward facing for ease of installation with clear printed and engraved terminal markings.
- Capacity of each terminal: 5 x 2.5mm<sup>2</sup> conductors switched; 4 x 2.5mm<sup>2</sup> unswitched (for other sized conductors see terminal capacities on page 59).
- Available as plate only for installation with standard wall box.
- **Sockets with USB - Warning:** To avoid possible damage to the product or spurious insulation readings, please disconnect the product before carrying out insulation resistance testing.
- **Sockets with USB** - USB output: 5V DC 2.4A total max.

Description	Cat ref. Plate Only	Cat ref. With Backbox Without Knockouts	Cat ref. With Backbox With Knockouts
<b>Socket Outlets Grey</b>			
1 Gang Double Pole Switch Socket	<b>WPSS81</b>	<b>WPSS81B</b>	<b>WPSS81BKO</b>
1 Gang Double Pole Switch Socket with LED Indicator	<b>WPSS81N</b>	<b>WPSS81NB</b>	<b>WPSS81NBKO</b>
2 Gang Double Pole Switch Socket	<b>WPSS82</b>	<b>WPSS82B</b>	<b>WPSS82BKO</b>
2 Gang Double Pole Switch Socket with LED Indicator	<b>WPSS82N</b>	<b>WPSS82NB</b>	<b>WPSS82NBKO</b>
2 Gang Double Pole Switch Socket Outboard Rockers	<b>WPSS82O</b>	<b>WPSS82OB</b>	<b>WPSS82OBKO</b>
2 Gang Double Pole Switch Socket with Two USB Ports	<b>WPSS82-USB</b>	<b>WPSS82B-USB</b>	<b>WPSS82BKO-USB</b>

## Metalclad Fuse Connection Units

### Characteristics:

- Complies with BS 1363-4.
- Single screw fast fix cable clamp accommodates up to 1.5mm<sup>2</sup> flexible cord.
- All terminals are upward facing with clearly printed terminal markings for ease of installation.
- Capacity of each terminal 2 x 6.0 mm<sup>2</sup> conductors.
- Available as plate only for installation with standard wall box.

Description	Cat ref. Plate Only	Cat ref. With Backbox Without Knockouts	Cat ref. With Backbox With Knockouts
<b>Fuse Connection Units Grey</b>			
13A FCU Unswitched with Flex Outlet	<b>WPSU83FO</b>	<b>WPSU83FOB</b>	<b>WPSU83FOBKO</b>
13A FCU Switched with Flex Outlet	<b>WPSSU83FO</b>	<b>WPSSU83FOB</b>	<b>WPSSU83FOBKO</b>
13A FCU Switched with LED Indicator & Flex Outlet	<b>WPSSU83FON</b>	<b>WPSSU83FONB</b>	<b>WPSSU83FONBKO</b>



WPSSU83FON

## Metalclad Grid Plates

### Characteristics:

- For Grid Switches, please see page 44.

Description	Cat ref. Plate Only	Cat ref. With Backbox Without Knockouts	Cat ref. With Backbox With Knockouts
<b>Grid Plates Grey</b>			
Grid plate 1 Gang	<b>WPGP1</b>	<b>WPGP1B</b>	<b>WPGP1BKO</b>
Grid plate 2 Gang	<b>WPGP2</b>	<b>WPGP2B</b>	<b>WPGP2BKO</b>
Grid plate 3 Gang	<b>WPGP3</b>	<b>WPGP3B</b>	<b>WPGP3BKO</b>
Grid plate 4 Gang	<b>WPGP4</b>	<b>WPGP4B</b>	<b>WPGP4BKO</b>
Grid plate 6 Gang	<b>WPGP6</b>	<b>WPGP6B</b>	<b>WPGP6BKO</b>
Grid plate 8 Gang	<b>WPGP8</b>	<b>WPGP8B</b>	<b>WPGP8BKO</b>



WPGP1



WPGP2



WPP1EU

### Metalclad Euro Plates

#### Characteristics:

- Carrier plates facilitate installation of industry standard modular data outlets.
- Easy to configure for all applications.
- Quick release of modules for maintenance.
- Available as plate only for installation with standard wall box.

Description	Cat ref. Plate Only	Cat ref. With Backbox Without Knockouts	Cat ref. With Backbox With Knockouts
<b>Euro Plates Grey</b>			
1 Module Euro Plate	<b>WPP1EU</b>	<b>WPP1EUB</b>	<b>WPP1EUBKO</b>
2 Module Euro Plate	<b>WPP2EU</b>	<b>WPP2EUB</b>	<b>WPP2EUBKO</b>
4 Module Euro Plate	<b>WPP4EU</b>	<b>WPP4EUB</b>	<b>WPP4EUBKO</b>



WMMBTM

WMMSAT

### Euro Style Modules

Description	Mod Width	Cat ref. (White)	Cat ref. (Black)
BT Telephone Master Euromodule	1	<b>WMMBTM</b>	<b>WMMBTMB</b>
BT Telephone Secondary Euromodule	1	<b>WMMBTS</b>	<b>WMMBTSB</b>
RJ11 - Modem Euromodule	1	<b>WMMRJ11</b>	<b>WMMRJ11B</b>
RJ45 - Cat 6 UTP Euromodule	1	<b>WMMRJ45</b>	<b>WMMRJ45B</b>
Phono Plugs - Red/Black - Gold Plated Euromodule	1	<b>WMMPP</b>	-
Speaker Terminal Posts - Gold Plated Euromodule	1	<b>WMMSP</b>	-
Single IEC Female Non Isolated Euromodule	1	<b>WMMTVF</b>	<b>WMMTVFB</b>
Single IEC Male Non Isolated Euromodule	1	<b>WMMTVM</b>	<b>WMMTVMB</b>
Single Satellite F Connector Euromodule	1	<b>WMMSAT</b>	<b>WMMSATB</b>
Single Blank Euromodule	1	<b>WMMB</b>	<b>WMMBB</b>
PIR Occupancy Sensor Euromodule 5m	1	<b>WMMPIR05X</b>	-
PIR Occupancy Sensor Euromodule 10m	1	<b>WMMPIR10X</b>	-
HDMI Module	2	<b>WMMHDMI</b>	<b>WMMHDMIB</b>
Diplexer - TV & FM Radio Euromodule	2	<b>WMMDX</b>	<b>WMMDXB</b>
Triplexer - TV, Satellite & FM Radio Euromodule	2	<b>WMMTX</b>	<b>WMMTXB</b>
Quadplexer - TV, Satellite, FM Radio & Return Euromodule	2	<b>WMMQX</b>	<b>WMMQXB</b>



WMMQXB

**Metalclad Accessories**

Description	Cat ref. Plate Only	Cat ref. With Backbox Without Knockouts	Cat ref. With Backbox With Knockouts
<b>Accessories Grey</b>			
Single Backbox	-	<b>WPB140</b>	<b>WPB140KO</b>
Twin Backbox	-	<b>WPB240</b>	<b>WPB240KO</b>
Two Row Twin Backbox	-	<b>WPB6840</b>	<b>WPB6840KO</b>
Single Blank Plate	<b>WPP1</b>	<b>WPP1B</b>	<b>WPP1BKO</b>
Twin Blank Plate	<b>WPP2</b>	<b>WPP2B</b>	<b>WPP2BKO</b>



WPB140KO





WXPPS12

**Wall Switches**

**Characteristics:**

- IP66 rating conforms to BS EN 60529 : 1992.
- Functional products tested and certified to BS EN 60669-1, AC only.
- Robust and rugged enclosures designed to withstand the elements.
- Cable entries: 90 x 90 = 4x20, 1x20 & 1x25

Description	Dimensions (mm)	
	(W x H)	Cat ref.
10A 1 Gang 2 Way Switch	90 x 90	<b>WXPPS12</b>
10A 2 Gang 2 Way Switch	90 x 90	<b>WXPPS22</b>
20A Double Pole 1 Gang 1 Way Switch	90 x 90	<b>WXDP84</b>
10A 1 Gang Bell Push Switch	90 x 90	<b>WXPPS12B</b>



WXPSS82

**Socket Outlets**

**Characteristics:**

- IP66 rating conforms to BS EN 60529 : 1992.
- Functional products tested and certified to BS 1363 Part 2, AC only.
- Robust and rugged enclosures designed to withstand the elements.
- Unique double hinge allows lid to open a full 180 degrees.
- Fixing point for padlock.
- Cable entries: 103 x 116.5 = 4x20, 1x20 & 1x25  
164 x 116.5 = 6x20, 1x20 & 1x25

Description	Dimensions (mm)	
	(W x H)	Cat ref.
13A 1 Gang Double Pole Unswitched Socket	103 x 116.5	<b>WXPS81</b>
13A 1 Gang Double Pole Switched Socket	103 x 116.5	<b>WXPSS81</b>
13A 2 Gang Double Pole Unswitched Socket	164 x 116.5	<b>WXPS82</b>
13A 2 Gang Double Pole Switched Socket	164 x 116.5	<b>WXPSS82</b>



WXPSSU83FO

**Fused Connection Units**

**Characteristics:**

- IP66 rating conforms to BS EN 60529 : 1992.
- Functional products tested and certified to BS 1363-4.
- Robust and rugged enclosures designed to withstand the elements.
- Unique double hinge allows lid to open a full 180 degrees.
- Fixing point for padlock.
- Cable entries: 103 x 116.5 = 4x20, 1x20 & 1x25

Description	Dimensions (mm)	
	(W x H)	Cat ref.
13A Double Pole Fused Connect Unit with Flex Outlet	103 x 116.5	<b>WXPSSU83FO</b>



# Printed

## For you.

For all of our printed switches, we also offer a bespoke printing service for your individual requirements.

For a full list of the printing options available please visit [hager.ie/printedproducts](https://www.hager.ie/printedproducts)

**:hager**



J501

## Traditional Junction Box

### Characteristics:

- Complies with BS EN 60670-22.
- Slot terminals are ideal for taking spurs off uncut ring or loop circuit cables.
- Solid machined brass terminals.
- Junction box covers secured by single centre screws.
- Junction box selection chart see page 61.

Description	Terminal capacity (mm <sup>2</sup> )	Pack qty.	Cat ref.
Knockout Slot Terminal Junction Box 20A 4 Terminal	3 x 1.5	10	<b>J201</b>
Selective Entry Slot Terminal Junction Box 20A 4 Terminal	3 x 1.5	10	<b>J301</b>
Selective Entry Slot Terminal Junction Box 30A 3 Terminal	4 x 2.5	10	<b>J401</b>
Selective Entry Slot Terminal Junction Box 20A 6 Terminal	3 x 1.5	10	<b>J601</b>



J804

## Maintenance Free Junction Box

### Characteristics:

- Complies with BS EN 60670-22.
- Suitable for use in inaccessible areas.
- Spring fit terminals do not relax over time.
- Four separate cable terminations per connector.
- Comes complete with incoming and outgoing cable clamps.
- Junction box selection chart see page 61.

Description	Terminal capacity	Pack qty.	Cat ref.
Maintenance Free 32A - 3 Terminals	3 x 4mm <sup>2</sup> x (0.5 - 4.0)	10	<b>J803</b>
Maintenance Free 20A - 4 Terminals	4 x 4mm <sup>2</sup> x (0.5 - 4.0)	10	<b>J804</b>



J501

## Downlighter Junction Box

### Characteristics:

- Comes complete with incoming and outgoing cable clamps to prevent strain on terminations.
- Three plate terminals with separate terminals for flexible cords.
- Complies with BS EN 60670-22.
- Fits through a 58mm diameter hole.
- 3 plate terminal style with captive terminal screws.
- Separate terminals for flexible cords.
- Current rating: 16 Amp.
- Junction box selection chart see page 61.

Description	Terminal capacity	Pack qty.	Cat ref.
Downlighter Junction Box	3 x (3 x 1.5mm <sup>2</sup> ) 1 x (2 x 1.5mm <sup>2</sup> )	10	<b>J501</b>



J701/TB

## Junction / Adaptable Box

### Characteristics:

- Junction box cover secured by two screws
- Accepts 16mm x 16mm and /or 16mm x 25mm mini-trunking.
- Junction box selection chart see page 61.

Description	Terminal capacity	Pack qty.	Cat ref.
No Terminals	-	10	<b>J701</b>
With Terminal Block, Cable Ties & Related Wiring Card	4 x 1.5mm <sup>2</sup>	10	<b>J701/TB</b>



# Light up your life.

Our range of LED lights with integral PIR sensors are here to light up your life.

With our LED Lamp and LED Floodlight, you will benefit from our innovative installation technique of using pin-contacts, and our LED lights can be set at convenience via a remote control.

Brighten your world and save energy with our LED lights.

**:hager**



SEL212

### Safety Lampholders

#### Characteristics:

- Complies with BS EN 7895.
- T2 heat resistance rating: 210°C.
- Automatically disconnect power at the contacts when the lamp is removed.
- 50.8mm fixing centres for non-access versions. Use with mounting blocks **MB326E/MT**.
- Body angle of angled battens set at 30°.
- Access lampholders have integral **RL624** ceiling rose base and heat resisting PVC tails.
- All pendants incorporate automatic cord grips and sleeve caps for ease of flexible cord stripping.

Description	Pack qty.	Cat ref.
<b>Safety Bayonet Cap Cord Grip Lampholders</b>		
Cord Grip Lampholders - Short Skirt	20	<b>SEL212</b>
Cord Grip Lampholders - Home Office Shield	20	<b>SEL214</b>



SEL354

#### Safety Straight Batten Lampholders

Three Terminal - Home Office Shield	20	<b>SEL354</b>
-------------------------------------	----	---------------

#### Safety Access Batten Lampholders

Straight 2 Terminal Body, 3 Terminal and Earth Base - Home Office Shield	10	<b>SEL96T</b>
Angled 2 Terminal Body, 3 Terminal and Earth Base - Home Office Shield	10	<b>SEL106T</b>



SEL96T



624SEL212/6

### Safety Pendants Sets with Access to Ceiling Rose

#### Characteristics:

- Pendant set complies with BS EN 60598-1.
- Capacity of each terminal: 3 x 1.00mm<sup>2</sup> conductor.
- Barriers between terminals.
- Flexible pendant cord restraining hooks.
- Fixing centres 50.8mm.
- Feet on base to aid mounting on uneven surfaces.
- Three separate knockouts accept 1, 2 or 3 x 1.5mm<sup>2</sup> conductors.
- Optional halo **RL602**.

Description	Pack qty.	Cat ref.
<b>Safety Pendants Sets with Access to Ceiling Rose</b>		
Pendant Set 6" - Short Skirt	10	<b>624SEL212/6</b>
Pendant Set 9" - Short Skirt	10	<b>624SEL212/9</b>
Pendant Set 12" - Short Skirt	10	<b>624SEL212/12</b>
Shield Pendant Set 6" - Home Office Shield	10	<b>624SEL214/6</b>
<b>Safety Lampholders with Safety Covers</b>		
Pendant Set 6" with Safety Cover	10	<b>624SEL212SC6</b>
Batten Lampholder with Safety Cover	10	<b>SEL96TSC</b>

**Super Access Terminal Bank Type Ceiling Rose**

**Characteristics:**

- Pendant set complies with BS EN 60598-1.
- Capacity of each terminal: 3 x 1.00mm<sup>2</sup> conductor
- Common base with 'access' batten lampholders.
- Barriers between terminals.
- Flexible pendant cord restraining hooks.
- Fixing centres 50.8mm.
- Feet on base to aid mounting on uneven surfaces.
- Three separate knockouts accept 1, 2 or 3 x 1.5mm<sup>2</sup> conductors.
- Optional halo **RL602** (see below)

Description	Dimensions	Pack qty.	Cat ref.
Three Terminals	81 Diameter x 26 (halo = 108mm diameter)	10	<b>RL624</b>

**Low Energy Pendant**

Description	Pack qty.	Cat ref.
Low Energy Pendant to accommodate GU10-L1 lamp	1	<b>LEL212/6</b>



LEL212/6

**Mounting Blocks**

**Characteristics:**

- Capacity of earth terminal for mounting blocks: 3 x 1.5mm<sup>2</sup>.
- Cable knockout entries: **MB326E/MT** - centrally in base. Four on periphery will accept 16mm x 16mm or 16mm x 25mm mini trunking.

Description	Dimensions	Pack qty.	Cat ref.
Round Mounting Box with Earth Terminal	81 x 19	20	<b>MB326E/MT</b>
Round Surface Box 30mm Deep	84 x 30	10	<b>MB2</b>



MB326E/MT

**Lampholder Skirts (Home Office Shield and Shade Ring)**

**Characteristics:**

- Suitable for use with any lampholder or batten lampholder.

Description	Pack qty.	Cat ref.
Short Skirts	50	<b>HAL70</b>
Home Office Shield	50	<b>HAL72</b>

**Halo**

Description	Pack qty.	Cat ref.
Halo (108mm Diameter)	20	<b>RL602</b>



RL602



Product Reference	Product Description	Standard Surface Box Reference	Deep Surface Box Reference
WMBTM	BT Master Telephone Outlet	WMPB1/28	WMPB1/46
WMBTS	BT Secondary Telephone Outlet	WMPB1/28	WMPB1/46
WMCC50	50A Cooker Control Unit	WMPB2/46CC	N/A
WMCC50N	50A Cooker Control Unit with LED Indicator	WMPB2/46CC	N/A
WMDP50N	50A Double Pole Switch 1 Gang with LED Indicator	WMPB1/46	N/A
WMDP50VN	50A Double Pole Switch 2 Gang Vertical with LED Indicator	WMPB2/46	N/A
WMDP84	20A Double Pole Switch	WMPB1/28	WMPB1/46
WMDP84FO	20A Double Pole Switch with Flex Outlet	WMPB1/28	WMPB1/46
WMDP84FON	20A Double Pole Switch with LED Indicator & Flex Outlet	WMPB1/28	WMPB1/46
WMDP84N	20A Double Pole Switch with LED Indicator	WMPB1/28	WMPB1/46
WMDP85FON	20A Double Pole Switch with LED Indicator & Flex Outlet Printed Water Heater	WMPB1/28	WMPB1/46
WMDP85N	20A Double Pole Switch with LED Indicator Printed Water Heater	WMPB1/28	WMPB1/46
WMDS1	1 Gang Dimmer	WMPB1/28	WMPB1/46
WMDS2	2 Gang Dimmer	WMPB1/28	WMPB1/46
WMDS3	3 Gang Dimmer	WMPB2/28	WMPB2/46
WMDS4	4 Gang Dimmer	WMPB2/28	WMPB2/46
WMDX	Double TV & FM/DAB CO-AX Socket Outlet	WMPB1/28	WMPB1/46
WMP1	Single Blank Plate	WMPB1/20	WMPB1/28
WMP2	Twin Blank Plate	WMPB2/28	N/A
WMP2FO	Flex Outlet Plate 20A	WMPB1/20	WMPB1/28
WMP50FO	Cooker Cable Outlet with Terminals	WMPB1/46	N/A
WMPS11	10AX 1 Gang 1 Way Wall Switch	WMPB1/20	WMPB1/28
WMPS12	10AX 1 Gang 2 Way Wall Switch	WMPB1/20	WMPB1/28
WMPS12R	Push Switch	WMPB1/20	WMPB1/28
WMPS12RB	Push Switch with Bell Symbol	WMPB1/20	WMPB1/28
WMPS12W	10AX 1 Gang 2 Way Wall Switch Wide Rocker	WMPB1/20	WMPB1/28
WMPS16	Intermediate Switch	WMPB1/20	WMPB1/28
WMPS22	10AX 2 Gang 2 Way Wall Switch	WMPB1/20	WMPB1/28
WMPS22W	10AX 2 Gang 2 Way Wall Switch Wide Rocker	WMPB1/20	WMPB1/28
WMPS32	10AX 3 Gang 2 Way Wall Switch	WMPB1/20	WMPB1/28
WMPS3PI	3 Pole Isolator Switch	WMPB1/20	WMPB1/28
WMPS3PIF	3 Pole Isolator Switch with Fan Symbol	WMPB1/20	WMPB1/28
WMPS42	10AX 4 Gang 2 Way Wall Switch	WMPB2/28	WMPB2/28
WMQX	Quadplexer TV & FM/DAB & SAT1 & SAT2	WMPB1/28	WMPB1/46
WMRJ11	RJ11 Socket	WMPB1/28	WMPB1/46
WMRJ45	RJ45 Socket	WMPB1/28	WMPB1/46
WMS51	5A 1 Gang Unswitched Socket	WMPB1/28	WMPB1/46
WMS81	13A 1 Gang Unswitched Socket	WMPB1/28	WMPB1/46
WMS82	13A 2 Gang Unswitched Socket Dual Earth	WMPB2/28	WMPB2/46
WMSAT	Single F Type Satellite Outlet Screened	WMPB1/28	WMPB1/46
WMSO100	115/230V Shaver Outlet	WMPB2/46	N/A
WMSS81	1 Gang Double Pole Switched Socket	WMPB1/28	WMPB1/46
WMSS82	2 Gang Double Pole Switched Socket Dual Earth	WMPB2/28	WMPB2/46
WMSS82O	2 Gang Double Pole Switched Outlet Outboard Rockers	WMPB2/28	WMPB2/46
WMSSU83	13A Fused Connection Unit Switched	WMPB1/28	WMPB1/46
WMSSU83FO	13A Fused Connection Unit Switched with Flex Outlet	WMPB1/28	WMPB1/46
WMSSU83FON	13A Fused Connection Unit Switched with LED Indicator & Flex Outlet	WMPB1/28	WMPB1/46
WMSSU83N	13A Fused Connection Unit Switched with LED Indicator	WMPB1/28	WMPB1/46
WMSU83	13A Fused Connection Unit Unswitched	WMPB1/28	WMPB1/46
WMSU83FO	13A Fused Connection Unit Unswitched with Flex Outlet	WMPB1/28	WMPB1/46
WMTVF	Single CO-AX TV Socket Outlet Female	WMPB1/28	WMPB1/46
WMTVM	Single CO-AX TV Socket Outlet Male	WMPB1/28	WMPB1/46
WMTX	TriplexerTV & FM/DAB & SAT Outlet	WMPB1/28	WMPB1/46





Accessory Type	Rating	Maximum number of conductors per terminal (Solid or Stranded conductors BS 6004)						
		1.0 mm <sup>2</sup>	1.5 mm <sup>2</sup>	2.5 mm <sup>2</sup>	4.0 mm <sup>2</sup>	6.0 mm <sup>2</sup>	10.0 mm <sup>2</sup>	16.0 mm <sup>2</sup>
Plate & Ceiling Accessories	10AX	4	4	3	2	-	-	-
Dimmer Switches	10AX	4	3	-	-	-	-	-
BS 546 Socket Outlet	5A	3	3	3	2	2	-	-
Shaver Socket	10A	4	3	2	-	-	-	-
Fused Connection Units	13A	-	-	3	2	2	-	-
BS 1363 Socket Outlets	13A	-	-	3	3	2	-	-
BS546 Socket Outlet	15A	-	-	3	3	2	-	-
Flex Outlet Plates	20A	5	4	3	2	2	-	-
Double Pole Switches	20A	-	-	3	2	2	1	-
Double Pole Switches	45/50A	-	-	-	3	2	1	1
Cooker Control Unit	45A	-	-	-	3	2	1	1
Cooker Connection Outlet	45A	-	-	-	2	3	-	-
Grid Switches	20AX	4	4	3	2	-	-	-

### Printed Products

Many of our Sollysta wiring accessories are available with printed options, such as Washing Machine, Dishwasher etc.

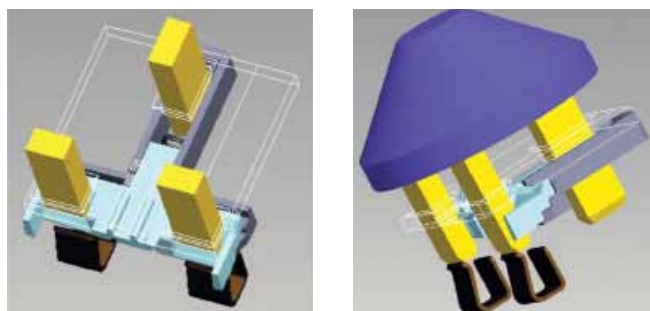
For a full list of products generally available from stock please go to [www.hager.ie/printedproducts](http://www.hager.ie/printedproducts).

We also offer a bespoke printing service for your individual requirements. Please contact our Customer Service at [customer.service@hager.ie](mailto:customer.service@hager.ie) for further details.

### Unique Safety Shutter

Socket outlets have apertures for plug pins and therefore will have a shutter mechanism that prevents access to live parts unless the earth pin is also present and has been inserted first. This however can be either intentionally or inadvertently defeated by inserting something into the earth pin aperture.

All Sollysta sockets have a unique patented three pin shutter system that not only requires the earth pin to be inserted first, but the simultaneous insertion of the live and neutral pins as well, before the shutter mechanism is activated. This enhances the safety by making it more difficult to defeat the mechanism and therefore reducing the risk of electric shock.



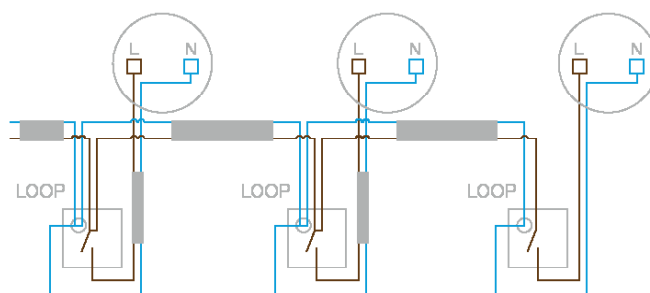
### Neutral Loop Terminal

Today it is increasingly likely that there is a decorative light fitting or even downlighters fitted in place of a standard pendant. These fittings are rarely provided with a neutral loop terminal.

It has also become more popular to make the loop connection at the switch. This has the advantage of the connections being accessible and at a more convenient working height.

However, this leaves the problem of terminating the neutral conductor.

One solution is to connect the neutral to a connector block inside the wall box, which takes up extra space. Another is to use the Sollysta light switch which has a unique neutral loop terminal.



# IP Ratings

## International Protection (IP) Chart



The IP rating for all low voltage enclosures up to 1000 V AC and 1500 V DC is defined in identical fashion by the standards EN 60529 - IEC 529. It comprises the letters IP followed by two character numerals and or additional/ supplementary letters.

The first character numeral indicates the degree of protection provided by the enclosure against access to hazardous parts by preventing or limiting the ingress of a part of the human body or an object held by a person and ingress of solid foreign objects.

The first character numeral:  
Protection against foreign objects

IP	Description	
0		Non-protected
1		Protected against solid objects $\geq$ than 50mm
2		Protected against solid objects $\geq$ than 12.5mm
3		Protected against solid objects $\geq$ than 2.5mm
4		Protected against solid objects $\geq$ than 1.0mm
5		Dust-protected
6		Dust-tight

**Additional letter (in option)**  
Protection of people against access to hazardous parts

	Description
A	Protected against access to hazardous parts with the back of the hand
B	Protected against access to hazardous parts with a finger
C	Protected against access to hazardous parts with a tool - $\phi$ 2.5mm
D	Protected against access to hazardous parts with a wire - $\phi$ 1mm

The second character numeral indicates the degree of protection provided by the enclosure with respect to harmful effects on the equipment due to the ingress of water. An X signifies that the tests are not applicable to the product.

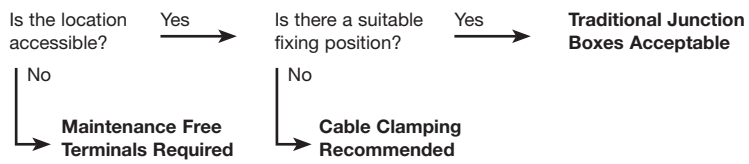
The second character numeral:  
Protection against ingress of water with harmful effects

IP	Description	
0		Non-protected
1		Protected against vertically falling water drops
2		Protected against vertically falling water drops when enclosure titled up to 15°
3		Protected against spraying water
4		Protected against splashing water
5		Protected against water jets
6		Protected against powerful water jets
7		Protected against the effect of temporary immersion in water
8		Protected against continuous immersion in water

**Additional letter (in option)**  
Specific information on the product

	Description
H	High voltage apparatus
M	Motion during water test
S	Stationary during water test
W	Weather conditions

## Junction Box Selection Chart



Description	N° of Terminals	Terminal Rating	Reference	Benefits / Considerations
Downlighter Junction Box	3 x 3 x 1.5mm <sup>2</sup> 1 x 2 x 1.5mm <sup>2</sup>	16A	J501	Provided with cable clamps and separate terminals for flex
Maintenance Free Junction Box	3 x 4 x (0.5-4.0mm <sup>2</sup> )	32A	J803	Suitable for use in inaccessible locations
	4 x 4 x (0.5 - 4.0mm <sup>2</sup> )	20A	J804	
Traditional Junction Boxes	4	20A	J201	Acceptable for locations which are accessible
	4	20A	J301	
	3	30A	J401	
	6	20A	J601	



A series of horizontal lines spanning the width of the page, providing a template for writing notes.





**Hager Ltd. - Ireland**

Unit M2  
Furry Park Industrial Estate  
Swords Road  
Santry  
Dublin 9  
D09 NY19  
Ireland

Republic of Ireland Tel: 1890 551 502  
Republic of Ireland Fax: 1890 551 503  
Northern Ireland Tel: 00 44 2890 020165  
Northern Ireland Fax: 00 353 1 8869520

**hager.ie**

**customer.service@hager.ie Hager Ltd.**

Hortonwood 50  
Telford  
Shropshire  
TF1 7FT

Sales Service Centre: 01952 675612  
Technical Service Centre: 01952 675689

**hager.co.uk**

**sales@hager.co.uk**

**technical@hager.co.uk**